

Jesus Theater

Pages


Written By: Katie Luse



Director's Manual

Jesus Theater *Pages*

Director's Manual



Written by: Katie Luse
Stage Manager: Erin Morgan

Special thanks to the Jesus Theater Pre-Cast 2022!
Hosted by The Salvation Army Eastern Territory

© Copyright 2022 – Katie Luse.

Table of Contents

LETTER TO THE DIRECTORS.....	5
WORKSHOP OVERVIEW	7
SECTION 1: PAGES.....	9
OVERVIEW OF PAGES.....	11
SCENE OUTLINE.....	12
MUSIC LIST.....	13
NARRATION.....	15
PROP LIST.....	20
PROP CONSTRUCTION	21
MATERIALS & VENDOR LIST.....	23
SCENE NOTES & TIME CODES.....	24
SECTION 2: SUPPORTING RESOURCES.....	39
PASTORING YOUR CAST	41
BASICS OF THE STAGE, REHEARSAL, & CASTING	42
ALTAR CALL TRAINING.....	45
INTERCESSORY PRAYER.....	48
SECTION 3: NOTES.....	51
REHEARSAL NOTES.....	53
GENERAL NOTES	67
APPX. A: JESUS THEATER ALTAR CALLS, BY CAPT. JASON KNAGGS.....	70
APPX. B: CUBE-BUILDING BLUEPRINT	78
APPX. C: COMMITMENT MURAL.....	79
APPX. D: STATISTICS FORM	80

Letter to the Directors

Dear Director,

The **Jesus Theater** is a Creative Arts presentation of the gospel of Jesus Christ, originally created for camp ministries. It is designed for an audience of children or youth and is around 40 minutes in length. The production shares God's story through the mediums of theater and visual art. It is appropriate for a wide range of ages, including adults.

The Apostle Paul wrote, "**For the Kingdom of God is not a matter of talk but of power**" (1 Cor. 4:20). It is my conviction that whenever the Gospel is preached, it comes with a demonstration of power. In the Jesus Theater experience, the cast members encounter the power of God's story in the rehearsal process. They then become living testimonies on stage, demonstrating the power of God with an authentic invitation for others to meet Jesus in similar ways. We call this "**Testimony Art.**" These living, acting, and dancing testimonies become the art through which the Holy Spirit powerfully moves to bring others to Himself. The Presence of God is key in this ministry, as He is the one that draws people to Himself.

One of the best ways to "catch" this mode of performing arts ministry is to attend a **Jesus Theater Workshop** which is designed to train Directors to lead this ministry in their own context. I highly recommend the workshop for those who plan to utilize this material. When this training is not an option, these materials can be used with care in conjunction with the video resources provided.

Over the last few years, we have documented thousands of people who made salvation commitments and re-commitments to Jesus through the Jesus Theater ministry. It is my hope that together we will **continue to preach the Gospel** and see tens of thousands more come home to Jesus. Let's labor in the harvest together for our Lord, so that He can have the reward of His suffering!

May you and all who touch this ministry encounter Jesus in a fresh and living way. **May revival come** to you and your cast as you dive into this story, and may more happen than you could ask, imagine or dream!

Be blessed! For Jesus,

Katie Luse

Workshop Overview

PURPOSE: The purpose of this workshop is to help individuals effectively communicate the Gospel in a creative way by equipping people to direct a Jesus Theater. Ministries that have included the Jesus Theater in their programming have seen an increase in number of first-time commitments to Jesus Christ.

THE WORKSHOP: The workshop will include rehearsal times (to learn portions of the production), practical teaching about production of a performance, as well as times of discipleship (learning how to share the Gospel through this art form). Participants will receive resources for directing this production in their context.

ATTENDEES: Leaders who desire to utilize the Jesus Theater for any variety of ministry locations are encouraged to designate a potential “Director” and “Assistant Director” who are capable and interested in overseeing this ministry in their setting. Previous experience in teaching, discipleship and/or creative arts is encouraged. It is beneficial if at least one of the two leaders are committed to the ministry context where the piece will be directed and utilized.



SECTION 1: Pages

Overview of Pages

JESUS THEATER *Pages*

OVERVIEW: This Jesus Theater production is titled, “Pages.” It utilizes the imagery of God as an Author who is writing the Book of Life. Each page of the book represents an individual’s life. Using this imagery, The Gospel is shared through basic movement, silent acting, and a basic narration.

USE OF MATERIALS: This Jesus Theater manual is to be used as a point of reference as your cast walks through the creative process together. Each Jesus Theater cast has its own unique journey and ultimately, prayerfully, its own holy experience. Over time, this experience becomes deeply personal – and will then become a true ministry opportunity to reach outward to the souls of others for the Kingdom.

MAIN SCRIPTURES:

- Psalm 139:16 – “Every day ordained for me was written in your book before one of them came to be.”
- Romans 8:28 – And we know that in all things God works for the good of those who love him, who have been called according to his purpose.

LENGTH:

- Intro Audience + **37 Minutes** + Altar Call and Ministry

CAST: This piece is designed for a cast of 6 strong, focused individuals. It can be adjusted for various cast sizes as needed. Main characters include:

- **The Author** – *fatherly and joyful disposition, able to relate to people on stage authentically, spiritual and emotional maturity, able to have fun, stabilizing presence.*
- **The Destroyer** – *An aloof and yet cunning disposition. Needs to have presence. Able to be in command and have fun.*
- **4 more** - *strong, focused individuals*

SET:

1. One (1) 6 Foot Table
2. Four (4) Black Stage Blocks
3. Props (As listed below)

Scene Outline

Part 1: The Book of Life

- 1.1 The Book of Life (Music: Deeper w/Voice Over [VO])
- 1.2 Humankind (Music: Can't Stop The Feeling w/VO)
- 1.3 Pages Released (Music: Write Your Story)

Part 2: The Story Destroyed

- 2.1 Temptation (Music: Don't Look Back w/VO)
- 2.2 Separated from the Author (Music: Stronger)
- 2.3 Destruction (Music: Angel by the Wings)
- 2.4 The Author Steps In (Music: Sign of Affection w/VO)

Part 3: The Author Enters the Book

- 3.1 Ministry of Jesus I (Music: Story of My Life)
- 3.2 Ministry of Jesus II (Music: Let There be Light)
- 3.3 Ministry of Jesus III (Music: EvenStar w/VO)

Part 4: The Story is Redeemed

- 4.1 Crucifixion (Music: King of My Heart)
- 4.2 Burial (Music: Amazing Grace)
- 4.3 Resurrection (Music: Glory to Glory)
- 4.4 Invitation (Music: Letting Go w/VO)

Music List

The entire piece is to be underscored with music. The list below is a suggested music list. ****Songs must be purchased for individual use.**

1. **Deeper** (Mitch Luse, available @ www.katieluse.com)
2. **Can't Stop the Feeling** (Justin Timberlake, Max Martin & Shell Back - The Piano Guys - Uncharged (Deluxe Edition) - 2016)
3. **Don't Look Back** (Dreams - EP, CMA - 2015)
4. **Stronger** (Original Broadway Cast Recording, Finding Neverland Matthew Morrison & Kelsey Grammer - 2015)
5. **Angel by the Wings** (Angel by the Wings - Single, Sia - 2016)
6. **Sign of Affection** (Paul Cardall, New Life - 2011)
7. **Story of My Life** (One Direction, Midnight Memories - Deluxe Version - 2013)
8. **Let There Be Light** (Bryan & Katie Torwalt, Champion - 2016)
9. **Evenstar** (The Lord of the Rings: Two Towers, Original Motion Picture Soundtrack - Bonus Track - 2002)
10. **King of My Heart** (John Mark McMillan & Sarah McMillan - You Are the Avalanche - EP - 2015)
11. **Amazing Grace** (Piano)
12. **Glory to Glory** (Bethel Music & William Matthews - 2016)
13. **Letting Go** (Paul Cardall, New Life - 2011)

Note: Two music lists will be provided (1. Music with Cuts & Narration (2. Music with Cuts Only (for live narration and translation projects)

Narration

VOICE OVER #1 (Music: Deeper)

Scene 1.1 - The Book Of Life

0:12

The book of LIFE.
The author of LIFE.
A lover, of LIFE.

The first,
The last,
The beginning,
And, the end.

Behold, the writer –
Of the book of life.

--

In the beginning, He wrote about light, darkness, water, and land. With His own pen, He crafted the dome of the sky, the stars that it holds, the seasons that arise. He wrote about bushes, plants, herbs, and enormous trees – many of which would heal and feed those in need.

He designed giraffes, elephants, dogs, and cats – lizards, and mosquitoes and hippos, so fat. The thought of the peacock held His rapt attention for some time, and then it sprinkled unto the page with a thousand of its flighty kind.

But at the center of His story is much more than wind and waves, its humankind that hold the purpose in each page. “In His own beautiful image, He created His masterpiece. Male and female, He formed them. Each with a unique story and personality.

VOICE OVER #2 (Music: Can't Stop the Feeling)

Scene 1.2 Humankind

0:38

God instructed the people not to take the knowledge page out of the book, because it was not safe. Otherwise, they were free to reign over and enjoy all that He wrote about!

1:03

God wrote, re-wrote, sculpted, wrote again ...
He wrote the whole book, from beginning to end.
And then, He closed it.

For each page has a time and season,
A purpose under heaven.

This book is very special.
It's contains a story of magnificent grace.

Its plot is still unfolding, thickening ... *(more people coming)*
And yet it is very secure in its' landing.

1:38

Its chapters are not locked in by ink,
Or etched in stone.
The story itself is alive.

In fact, some of its narrative depends on you!
You're in it.
The page - your life.

VOICE OVER #3 (Music: Don't Look Back)

Scene 2.1 Temptation

0:22

Now the snake was the sneakiest of all the creatures God wrote about ...
He deviously said to the woman, "Did God really tell you, you couldn't remove certain pages of His book?" "What if I told you that you could own any page? Do whatever you want?"

1:50

Then God called the man's name and asked, "Where are you?" He answered, "I heard your powerful presence moving in the garden, and I was afraid because I was naked, so I hid." "Who told you that you were naked?" God said. (Genesis 2:9-10, TPT)

The man pointed to the woman.
The woman pointed to the snake.
But God pointed back to them.

VOICE OVER #4 (Music: Angel by the Wings)

Scene 2.3 - Destruction

The paradise version of the story was punctured by disobedience.
Once the enemy got a page in the story –
He started working furiously to take over every single page.

VOICE OVER #5 (Music: Sign of Affection)

Scene 2.4 – The Author Steps In

0:03

Many people inherit scary stories.
The pages of life feel cruel.
The experiences in it – dark.
People are ashamed of who they are,
Where they've come from,
Who they've become,
And so – they hide.

0:33

God the Author is committed to every story. He loves you, and wants to remove the darkness from the pages of your life. If, you let Him.

1:02

There is one hope for this story, that the Author Himself would step into the book and make a great sacrifice so that all who want to come Home to Him can be rescued and given a brand-new page that promises eternal love and eternal life.

Salvation is found in no one else, for there is no other name under heaven given to mankind by which we must be saved. (Acts 4:12, NIV)

Jesus.
Fully God.
Fully Man.
The Author of all humbled Himself, and entered into the story.
Not to condemn it –
But to save it.

VOICE OVER #6 (Music: EvenStar)

Scene 3.3 – Ministry of Jesus III

0:03

When Jesus stepped into the story, it all took an epic turn. Suddenly, there was hope. Pages of brokenness and pain were invaded by His light and love. He was not afraid of a mess, or hesitant to be with real people.

He entered the story, and there chose to give Himself away.
It was not easy for Him.
It cost Him everything.
But, He chose to give it all-
For you.

So that the pages of your story could become bright –
Full of purpose
and destined
for eternal life.

Consider that our present sufferings are not worth comparing with the glory that will be revealed in us. (Romans 8:18, NIV)

For we know that all things work together for the good of those who love Him and are called according to His purpose. (Romans 8:28, NIV)

VOICE OVER #7 (Music: Letting Go)

Scene 4.4 Invitation

0:07

³¹ What, then, shall we say in response to this story? If God is for us, who can be against us? ³² He who did not spare his own Son, but gave him up for us all—how will he not

also, along with him, graciously give us all things? ³³ Who will bring any charge against those whom God has chosen? It is God who justifies. ³⁴ Who then is the one who condemns? No one. Christ Jesus who died—more than that, who was raised to life—is at the right hand of God and is also interceding for us. ³⁵ Who shall separate us from the love of Christ? Shall trouble or hardship or persecution or famine or nakedness or danger or sword?

³⁷ No, in all these things we are more than conquerors through him who loved us. ³⁸ For I am convinced that neither death nor life, neither angels nor demons,^[k] neither the present nor the future, nor any powers, ³⁹ neither height nor depth, nor anything else in all creation, will be able to separate us from the love of God that is in Christ Jesus our Lord.

(Romans 8: 31-25, 37-39 – NIV - underline added)

--

2:02

The book of LIFE.
The author of LIFE.
A lover, of LIFE.

The first,
The last,
The beginning,
And, the end.

Behold, the writer –
Of the book of life.

Prop List

Cast Props:

- Book of Life (*Book Binding for "Pages"*)
- Author Pen (*Jumbo Marker w/Feathers to make a Quill*)
- Destroyer Pen (*Jumbo Marker w/Feather to make a Quill*)
- Black backpack/Tote (*Enemy*)
- Red Fabric (*3 yards*)
- White Boards (*1 per/cast member*)
- Portfolio Bags (*1 per/cast member*)
- Black Markers w/Black Feathers (*1 per/cast member*)

Supporting Prop Materials:

- Foam Core (*4 Poster Board Sized Sheets*)
- Duct Tape Rolls (*1 Silver Metallic, 2 Marigold/Brown, 2 Black*)
- Yellow Measuring Scotch Tape (*2 rolls*)
- Spray Paint (*1 Silver Metallic, 2 Marigold/Brown*)
- Vase (*Inkwell, Spray painted Metallic Silver*)
- Feathers for Markers (*1 Author Pen Arrangement, 1 Destroyer Pen Arrangement, 1 Black Feather per/cast member Black Pen*)

Costume List:

- Cast in black pants with black t-shirt
- Author character in black pants/white t-shirt
- Enemy in black pants and black t-shirt + Headdress (black half mask and red feathers) + Arm sweat bands (black and red)

Set:

- 1 6 ft. Folding Table
- 2 4 Black Boxes (see construction plans in Appendix if needed)

Prop Construction

Below are instructions on how to build the props. They can be used as much as is helpful to guide the process. Alternate ideas and solutions are encouraged where needed!

Book of Life

1. Cut the foam core to size:
 - a. Front Cover (1 inch larger than circumference of white boards)
 - b. Back Cover (1 inch larger than circumference of white boards)
 - c. Binding (1 inch larger than all white boards stacked together)
2. Spray paint foam core with Marigold/Gold spray paint
3. Duct tape the front cover, back cover, and binding together. Bend to gain flexibility so that the book can open and close.
4. Create LIFE letters on the front cover using metallic duct tape.

Black Feather Markers

1. Attach a small black feather to each black marker using black duct tape

God & Enemy Pens

2. Purchase some large fun feathers (God = White/Silver, Enemy = Black)
3. Arrange on the oversized marker (God = Red, Enemy = Black)
4. Tape feathers to the marker using duct tape (God = Silver, Enemy = Black)

Note on White Boards: *The prices on the white boards listed are fluctuating. If they become expensive, you can find another vendor or make your own. The Home Depot offers "White Board" sheets that you can have cut to size if you want to create your own as a cheaper option, adding a molding of neutral wood to the edges using glue.*

Materials & Vendor List

Total Cost Estimate: \$402.24

ITEM	DESCRIPTION	VENDOR	LINK	#	UNIT PRICE	TOTAL
Dry Erase Boards	17x23 Oak Finish Frame, White Board	Amazon	https://www.amazon.com/Quartet-Dry-Erase-17-Inch-23-Inch-35-380372Q/dp/B000BO9CE0/ref=sr_1_31?keywords=dry+erase+board+24+x+18&qid=1582227368&sr=8-31	6	\$10.49	\$62.94
Tote Bags	24x36 Portfolio Case	Amazon	https://www.amazon.com/ZKOO-Portfolio-Shoulder-Storage-Student/dp/B07T7N2S2B/ref=sr_1_1?keywords=tote+bag+portfolio+24+x+18&qid=1582228167&sr=8-11	6	\$16.99	\$101.94
Jumbo White Board Markers	Artline Extra Thick – must be able to read from a distance	Amazon	https://www.amazon.com/Artline-5109A-Extra-Thick-Whiteboard/dp/B00MPV9L2K/ref=sr_1_7?keywords=thick%2Bdry%2Berase%2Bmarkers&qid=1580840057&sr=8-7&th=1	1	\$17.64	\$17.64
Black White Board Markers	Expo, Low Odor, Dry Erase, Black (Pack of 36)	Amazon	https://www.amazon.com/Erase-Markers-Chisel-Black-Count/dp/B00OQQ0144/ref=sr_1_2_sspa?keywords=black+dry+erase+markers&qid=1582228683&sr=8-2-spons&psc=1&spLa=ZW5jcnlwdGVkUXVhbGlmaWVyPUEyRUtKUEEExNTdWSEsmZW5jcnlwdGVkSWQ9QTA0NjM4OTExQUxRNiVaN1pOVjRlJmVuY3J5cHRlZEFkSWQ9QTA3NzIxMjcxVlM3SVRRQ1E3OVBGJndpZGdl dE5hbWU9c3BfYXRmJmFjdGlvbj1jbGlja1JlZGlyZWNoJmRvTm90TG9nQ2xpY2s9dHJlZQ==	1	\$26.26	\$26.26
Silver Metallic Duct Tape	Duct Tape for Author's Pen + God stuff	Amazon	https://www.amazon.com/Duck-1303158-Metallic-Chrome-Inches/dp/B002TOL44Q/ref=sr_1_7?keywords=silver+metallic+duct+tape&qid=1584545292&sr=8-7	1	\$3.88	\$3.88
Brown Duct Tape (Or Marigold found at Michaels)	Duct Tape for Book of Life Binding	Amazon	https://www.amazon.com/Duck-Brand-1304965-Inches-Single/dp/B002TOL464/ref=sr_1_5?keywords=brown+duct+tape&qid=1584545224&sr=8-5&swrs=95E6CB4091D493780FDB138B8B967FD7	2	\$5.50	\$11.00
Black Duct Tape	Black duct tape to attach feathers to black markers	Amazon	https://www.amazon.com/Duck-Brand-1265013-Inches-Single/dp/B002TOL40A/ref=sr_1_2?keywords=black+duct+tape&qid=1584545403&sr=8-2	2	\$3.88	\$7.76
Yellow Tape	Scotch Brand Masking Tape	Amazon	https://www.amazon.com/Scotch-3437-P5-Masking-94X20YD-Multicolor/dp/B016ZHJ0FM/ref=sr_1_1?keywords=yello	2	\$4.91	\$9.82

ITEM	DESCRIPTION	VENDOR	LINK	#	UNIT PRICE	TOTAL
Red Fabric	3 yards	Joann Fabric	w+measuring+tape+- +scotch+tape&qid=1584545823&sr=8- 1&swrs=FA05FEF22308D5CEA2C2802E2873757A https://www.joann.com/casa-collection-crepe-many-colors/4491544.html?utm_source=google&utm_medium=cpc&source=TIS-S&WT.srch=1&gclid=Cj0KCQjwjcfzBRCHARIsAO-1_OqOj0-jb7lu6YcsRo-UZ9AnDU2KNoUnUuKedjTvN3OFFX6tL04Hz3MaAIPOEALw_wcB	3yd	\$7/yd	\$21.00
Craft Supplies		Craft Store (Hobby Lobby / Michaels Crafts, or online)	Black Backpack/Tote (for enemy) \$10 4 White Foam Core Boards (for Book of Life) \$22 1 Can of RoseGold Spray Paint (for Book of Life) \$8 1 White Large Vase (for Inkwell for Author) \$20 1 Package of black feathers (for black markers) \$10 1 Arrangement of White/Silver Feathers (for Author Pen) \$25 1 Arrangement of Black Feathers (for Destroyer) \$25 1 half black mask (for Destroyer) \$5 1 White Board Eraser and Cleaner (for rehearsals) \$15	1	\$140.0	\$140.00

Scene Notes & Time Codes

Note: Below are estimated time codes for the scenes to support the rehearsal video. These will change based on your cast size and personal rehearsal process. These are intended to support your rehearsal process, and do not need to be followed exactly.

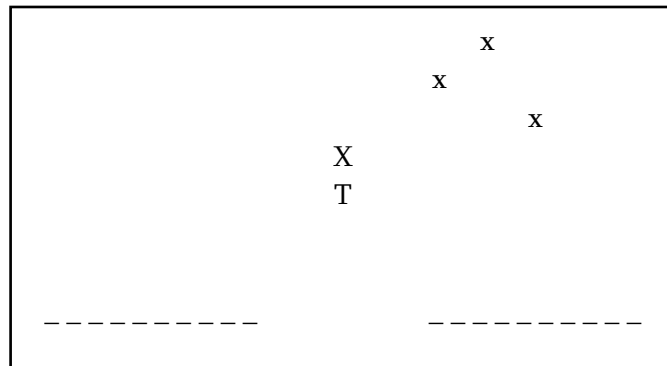
Code for blocking:

- x- black cube on long side
- X- black cube tall side
- T- table
- B- book
- F- Father
- J- Jesus
- E- Enemy
- C- cast

Preset:

T center stage w/ inkwell, pen in it, & book standing up on table. Father sitting behind table on tall cube. Pile of bags off SL.

**Scene 1.1 The Book of Life
(Music: Deeper)**



Open: God starts sitting at table, 2 cast members start SL, 1 cast member SR offstage

0.00 God sits at table, opens book w/ a few pages writing

0.11 *"Book of Life"*

0.27 *"end"* G writes a period, keep writing

"behold" G stands up from behind the book.

- 0.45 *"Light"* – 1st stands on SR cube
"Darkness" – 2nd runs to SR cube
"Water, and land" – 3rd runs SR cube, G stands as writing
- 0.53 *"Dome of the sky"* – G swoop arms right, 3 C on stage follow looking SL to SR
"Seasons" Sparkle hands
- 1.00 *"bushes..."* G draw forward towards audience and then motion towards SL formation
- 1.12 *"Giraffes, elephants, dogs and cats"* – claps hands up, swing like a trunk, sassy nose
"Lizards, mosquitos, hippos ... fat" –fat
- 1.21 *"Peacock ..."* – G stand and watch the pen to get inspired, C watches, form a line behind God
- 1.27 *"Sprinkled on to the page"* - fan into peacock spirit fingers. God writing on a page
- 1.35 *"Center"* – G sit down @ desk, C on either side of desk lean on it looking offstage, 2 C exit
- "humankind"*- G draws a heart on one page and gives to C (man) SR then again and gives to G (woman) SL

Scene 1.2 Humankind (Music: Can't Stop the Feeling)

- 0.00 God passes board to man and woman. G steps out from behind table
- 0.09 Man and woman walk downstage 4 steps and turn to face upstage displaying heart.
- 0.17 God makes tiny adjustment to the heart and then blows them to life.
- 0.39 God shows them the "X" page"
God crawls under table cast on either side of him.
- 0.51 God sits at table and shows them the book as he draws
- 1.16 God blows out from the book and C enters running across the stage one at a time (3 separate entrances) then all cross to opposite side of the stage
- 1.33 Two boxes are pushed behind the table to create levels.

Lean R, L wiggle on *“alive”*

“You You’re in it” one C points to someone in the audience.

1.59 Tap foot 4x and lean SR, tap 4x lean L swoop R, L

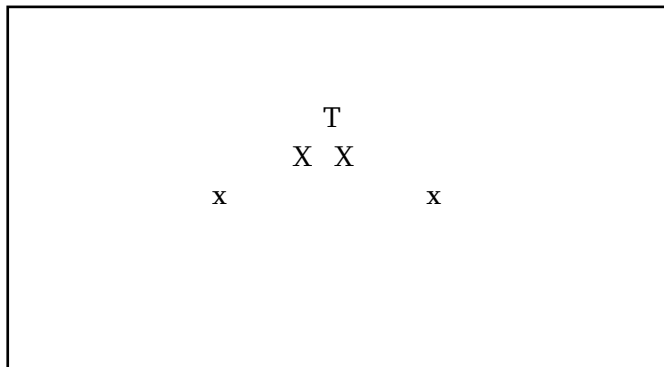
2.16 Lean back and then get launched. With the music

2.25 Arms up drop walk 4x repeat 2x
R leg kick out choreo (out, in, 2 faster 2x)
Airplane walk 4 counts then clap 2x repeat 4x

Freeze. As song ends.

Scene 1.3 Pages Released (Music: Write Your Story)

0.00 Step clap all C moves to clump SL God and cast moves cubes.



0.13 God gives out board one cast member a board SL

0.27 God gives out another board SR all celebrate

0.44 God writes in the air as C does choreography w/ board.
Down, up 2x lean boards into God then back to yourself

God gives last cast member their board all celebrate.

1.15 Stand in a line downstage, turn boards around one at a time

1.24 Run in a circle. Land in same line downstage. God directs from cube.

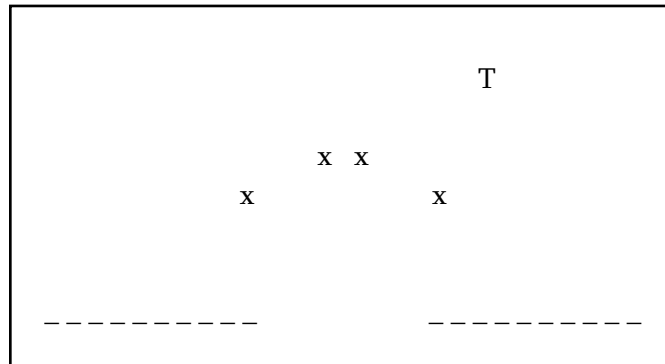
- 1.35 Link arms together. Move into a circle, Lower down with board overhead God sprinkles pen over them. Rise back up
- 1.55 Walk back to line downstage, dancing. Enemy & God exits SR during dancing.

**Scene 2.1 Temptation
(Music: Don't Look Back)**

- 0.00 Enemy enters and whispers to the woman. All lower boards.
- 0.35 Shows her the "X" page. She takes a tall cube and moves it downstage.
- 0.49 Enemy scribbles black on the "X" page. Woman is curious. But says no at first. But she's still curious.
- 1.16 E passes the black marker to woman who draws on her board, and shows man how to do the same. They draw together and then hold up the marker
- 1.43 God enters SR and stand on cube looking for them. Man and woman hide, D stands behind table holding "X" page.
- 2.03 Man points at Woman, Woman points to enemy behind table. God points to them and they all lower arms
E exit SL to grab bag with markers in it.
- 2.18 E Re-enters and stand on low cube center stage.
Two cast members move table to USL corner

**Scene 2.2 Separated from the Author
(Music: Stronger, Finding Neverland)**

- 0.00 M & W move table SL God stand behind table USL



- 0.10 all walk out to SR & L and hit a wall and back up, walk forward and hit a wall retreat back 4 steps. Get in a diagonal line SR Reach for God behind the table and stop reaching 2x.
- 0.26 Group reaches for Father,
Enemy on SL cube motions them back. 2x

Scene 2.3 Destruction **(Music: Angel By The Wings)**

- 0.00 Enemy lays cube low stands on CL low cube. C hold reach for 4 counts, spread out for 4 counts. E puts the cast in a line.
- 0.18 Cast in a line SR enemy draws on the boards one at a time, on two boards. E steps down and picks up bag with pens and passes them out.
- 0.55 C stands on SRC cube, all cast in clump watching. Enemy draws and X, the C turns to another C and draws an X.
- 1.14 Repeat the same moment SL
Cast and enemy draw on cast pages SL
C spreads out across the stage.
- 1.32 Enemy waves pen from L to right. Cast repeats. Enemy draws a big X, cast repeats
- 1.50 R arm goes in, & up, draw an x 2x with the words "*you can do anything*"
Enemy draws on one board, Cast starts to hurt each other.
- 2.08 One C asks another for help Center stage, C draws on the board instead.
Enemy stands in front of table and continues the arm choreography.
- 2.28 All lift boards in the air
- 2.37 "*Why*" all yell "*Why?!*"
- 2.49 Boards lower slow 4 lift slow 4 counts 4x as enemy gets large black bags from offstage L.
- 3.04 Enemy enters to stand on center cube, shows bags. C gathers around enemy looking for help
- 3.22 Open bag for Woman, she puts her board in the bag

One by one cast gets bag and puts board in scattering around the stage
Last cast member walks downstage center and shows white board, bows
head and then takes a bag from the enemy.
Enemy exits SR with pen & bag.


Scene 2.4 The Author Steps In (Music: Song of Affection)

Cast scattered around stage each on a cube

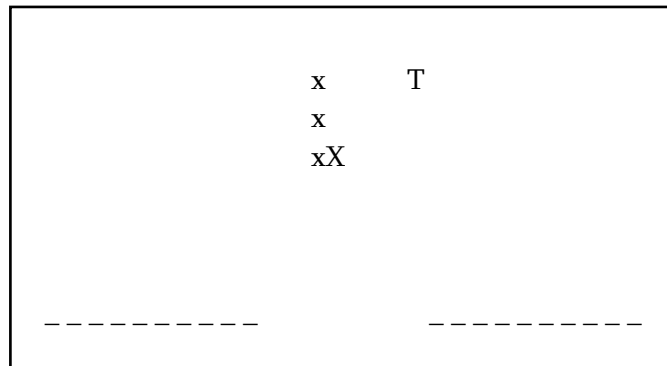
- 0.01 “Many people” Lift bag
“Cruel” lower
“Dark” Look in the bag
Pull out the page (“dark” – flinch)
Be ashamed/disgusted
Put it back in
“they hide” Hide board in bag and face upstage.
- 0.34 “God, the author” Jesus enters running in from HL, He enters, seeing people
hiding (bring book,& bookmark back to set on table it has 1 page: Jesus’ &
knowledge page) walks around the stage seeing each person.
- 1.05 “One Hope” Jesus runs to table and writes on the pages. Jesus draws a cross
on the last page. Take cross page, Hold cross page up, walk center stage, put
page back on table.
- 1.55 “Humbled Himself” put the red cloth around neck. Look at cast, take pen,
book and inkwell and exit SL.

Scene 3.1 Jesus Ministry I (Song: Story of My Life)

0.00 2 cast move table to DSR corner, DSR cube gets placed in USR corner low



- 0.16 cast fills stage facing different directions.
John the Baptist places bag next to table and stands behind int. calls a cast member to come over and get baptized
- 0.24 calls another, cast comes to get baptized.
- 0.40 Jesus steps up on box sees & motions to John. Jesus walks to John C follow Jesus w/focus. John up on cube offers cube, Jesus looks at audience, then says no. John steps back up on the box.
- 1.04 Jesus gets baptized.
- 1.15 Cast changes stage and then exit into house w/bags into 2 isles spread out. Jesus enters, (with pen) stands back to stack of cubes. Enemy sneaks in from SL and leans over cubes. Cast exits into the house except enemy and Jesus.



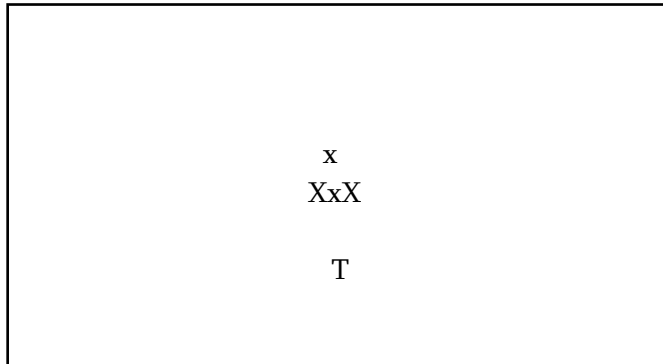
- 1.35 Enemy taps the boxes. Jesus turns around and steps back. Enemy mimes writing on board and then offers pen to Jesus. Jesus motions, "no"
- 1.51 Enemy stands next to high box and throws pen and let it fall, Jesus uses pen to say "no"
- 2.01 Enemy picks up marker & motions towards audience, then motions for Jesus to bow to Enemy. Jesus watches.
- 2.23 Jesus exhales and then holds pen up to the father facing SL.
- 2.23 enemy exits SR
- 2.27 Jesus takes top cube to set tall on the side of the 2 stacked cubes lays table down to become boat

- 2.38 Jesus pushes table as if leaving the shore, steps into boat and rows 2x
- 2.47 Jesus points to 1 cast member from HR, cast responds and comes on stage. Jesus offers hand, cast member considers and then takes Jesus' hand and then steps into boat.
- 2.55 Jesus motions to HL and a cast member enters onto the stage. Cast member crawls up onto a box, stands up on box, looks at bag look at hands and then Jesus offers hand to help him cross into the boat.
- 3.10 Jesus lifts arms, the disciples row 4x and then stop abruptly.
- 3.26 Jesus sits on SR cube, 2 cast members sit on cubes w/him
HR remaining cast runs back on stage crowding in USL corner, HL cast cross over back of house to enter HR to enter to USL corner w/ other cast.
While cast is entering, Jesus shakes hand of cast member on cubes, cast member scoots over to farthest R cube. Jesus greets all disciples, Jesus sits on center 2 cubes, standing disciple sits at Jesus' feet.

Scene 3.2 Ministry of Jesus II (Music: Let There Be Light!)

- 0.00 Jesus shakes the hands of the cast on stage Jesus lifts up pen, 2 remaining cast members enter from HR
- 0.12 Jesus writes 4x, cast watches following the pen
3rd time cast leans away on "*fear*" and come back in on the 4th time.
- 0.37 "Light" Jesus steps downstage holding up pen, reach out hand to C to L, C looks in bag, looks back at Jesus and chooses to expose the board that's inside holding it overhead. Crowd backs away
- 0.49 C offers it to Jesus, cast member lays down. Jesus cleans off the board. Jesus draws a heart on the board and then passes it back to cast member. Bringing him back to life.
- 1.14 C holds board overhead. All cast step back with a feeling of awe.
Cast drops on "*light*" swaying from side to side 4x.
- 1.20 Jesus and the saved cast member walk to USR

- 1.27 2 cast members pull table center stage in front of cubes w/ one cast member laying on it. One family member stays w/ girl in bed. Weeping.



All cast follows Jesus walking upstage around cubes.

- 1.41 Jesus knocks on “door”
- 1.51 Jesus takes bag off of girl on bed, cast in clump behind cubes lowers
- 2.03 Offers hand to girl, help her up.
Girl takes Jesus’ hand and hugs family member.
Cast member from upstage moves table SR while they hug
Jesus invites girl to cubes to clean off board.
- 2.15 Girl comes downstage center and takes board out of the bag, Jesus starts to clean it off. She kneels holding arms up, Jesus gives her the board from above.

Cast behind- “light” boards & back pulse up every time “light” is said.

*Cast member who will play woman with alabaster jar exits SL to get inkwell.

Scene 3.3 Ministry of Jesus III (Music: Evenstar)


- 0.00 Jesus sits on SL center cube, Cast member sits in front of SR center cube.
Other two cast members stand table up SR before settling onto SR center cube and standing SR.
- 0.09 Woman enters carrying inkwell lifted high from SL.
Jesus looks at her and smiles
Woman pours inkwell over Jesus’ head & kneels to wash his feet.
- 0.35 sets inkwell down and washes his feet with her bag. One cast member tries to stop her. Jesus says no.
Jesus reaches hand out to woman

Jesus takes the Woman's bag. She takes page out of the bag and holds it out to Jesus. He wipes some of it, she pulls it away. Repeat again, and then fully clean board.

- 1.14 Woman crosses behind cubes to watch Jesus clean off her page
Jesus hands page to woman, she holds it up.
- 1.24 2 cast members bring table to center stage.

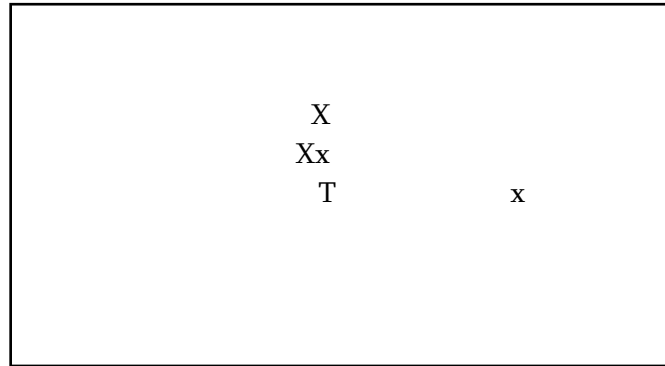
Scene 4.1 Crucifixion (Music: King of My Heart)

- 0.00 Jesus lifts bread and offers to disciples, all reach and eat. Cup gets passed from SR to SL. Same with inkwell to drink (using fabric around it)
- 0.35 Hold hands and bow head.
- 0.43 Stage change, all cast exits after change *take inkwell and Jesus pen and bags off SL



- 0.55 Jesus kneel DSL next to tall cube, lift hands to pray, lean over cube repeat again. *offstage cast uses black markers to mark up their boards again before re-entering.
- 1.10 Enemy and 1 cast member enter from SR. 3 cast members enter from SL and stand around Jesus. SR cast member points to Jesus, Jesus steps forward, one SL cast member tries to protect Jesus, Jesus lowers the cast members hand from protecting him.
- 1.25 Enemy and SR cast member take Jesus and bring him in front of the cubes. Cast spread out across the stage, enemy behind cubes.

- 1.39 *"you are good"* enemy raises pen, SR points to Jesus, SL points to Jesus, all drop on final beat. Repeat 2x
- 1.53 Jesus faces downstage and holds hands out offering himself.
- 2.07 Jesus carries table on his back to journey. Cast follows him, angry and taunting. Yelling "crucify" 16x



- 2.34 Jesus sets the cross center stage. Takes off the fabric. Faces the audience and offers his hands. Enemy and one cast member drape fabric over the table.
- 2.49 Enemy stands on SL cube. One at a time cast members give bags to Jesus. And exit into the house.
- 3.03 Jesus raises arms up. Drops under the weight. 3x on the 3rd *"you are good"* yell "crucify" 4x before entering
- 3.25 Cast re-enters
- 3.31 SR two cast members up, drop down, swing arms out, hit in towards Jesus.
- 3.38 SL does same motion
- 3.45 All do it together
Freeze
- 3.55 Jesus looks up to the sky and yells "WHY?!?"
Cast exits off to two sides. One at a time. Enemy exits.
Jesus lowers arms and drops to the ground dead.

Scene 4.2 Resurrection
(Music: Amazing Grace)

- 0.00 1 SR C & 1 SL C enters. Put cloth over Jesus, lays table down in front of Jesus on the long side so he is hidden, and exit
- 0.30 C member from SL enters with inkwell, Jesus' pen, and book of life enter and set behind the table. Exit SR.

Scene 4.3 Redemption (Music: Glory to Glory)

- 0.00 Jesus lifts the feather up first,
then shows his face,
takes the book of life to the boxes and washes it off.
- 0.30 all cast runs in and looks in the tomb
"He's alive!"
- 0.44 Jesus walks downstage and takes the table upstage behind the cubes.
Step/Clap to the front of the stage to stand in a line
- 0.54 Run in a circle around the stage (like the beginning)
Link arms, back up and lower down like the beginning. Turn out of it.
- 1:17 Step clap 2x airplane around 2x
end at the back of the stage.
- 1:28 Moving forward step clap 4x, 4 jumps with raise the roof arms, run back
(1:40) Repeat step clap 4x, 4 jumps with raise the roof arms, step clap
Someone steps out to cartwheel/flip/breakdance! ☺
- 1:58 Airplane arms circle and step clap – end with arms straight up

Scene 4.4 Invitation (Music: Letting Go)

- 0.00 Cast turn to look at Jesus. He stands the book up.
- Jesus motions to people, one cast member takes out board and it gets washed sitting on cubes in front of table. Enemy standing on SL cube.
Enemy tries to pull at them.
- 1.03 Another cast member walks forward and look between enemy and Jesus.
Decides to keep bag.
- Another cast member comes to Jesus, board gets cleaned.
Freeze the picture during the washing, halfway done.

**The board that is half erased is offered to the person giving the altar call as a prop in hand for the invitation*

1:56 all cast members set props up and around the table, and then come down to sit downstage.

2:02 Jesus writes in the book on the table. Makes a final stroke. Closes the book. Jesus turns the book around and stands it up on the table.

He joins the cast sitting downstage.

SECTION 2: SUPPORTING RESOURCES

Pastoring Your Cast

Below are a few practical tips on mentoring your cast.

1. Allow people time to get comfortable.

I recommend placing a few scenes before you try to mine your cast emotionally and spiritually for connection with the story. A few hours of rehearsal will enable them to become comfortable with you, one another, and the stage or rehearsal space. After you make some technical progress, you can sit them down and begin asking questions about how they connect with the story.

2. Set the vulnerability bar yourself.

Transparency in groups generally comes through one courageous person who is willing to be vulnerable. After this vulnerability bar is set, it is much easier for the rest of the group to enter into trust with one another. I recommend that you, as the leader, consider being that person and share honestly with your group about your life, your story, and how it connects to the story you are telling in this piece.

3. Find “Holy-Spirit” moments.

As you are teaching, you will find that there are certain moments in the piece that are primed for processing matters of the heart. This can include anything from a decision point on stage, to a response from Father God, a gesture of Jesus, a picture that sits with a weight of meaning, etc. When you recognize a moment of potential depth, stop the rehearsal. Ask people what they sense, feel, or see about this moment.

4. Ask Questions.

Questions will help draw out what is inside of your cast. Here are some helpful questions you can use both within rehearsal and as homework for your cast between rehearsals. Make the questions specific to moments in the piece.

- 1.1 What is one moment in this piece that is personal to you?*
- 1.2 What do you think is significant about this moment?*
- 1.3 Is this moment real for you? Do you know it in experience?*
- 1.4 What do you need to let go of?*
- 1.5 What does this gesture mean to you?*
- 1.6 How do you think Jesus feels in this moment?*
- 1.7 What motivates people to run from God?*
- 1.8 What motivates people to run toward God?*

5. Prayer.

Spend time praying together as a group. More information about this can be found below in the “Intercessory Prayer” section of this manual.

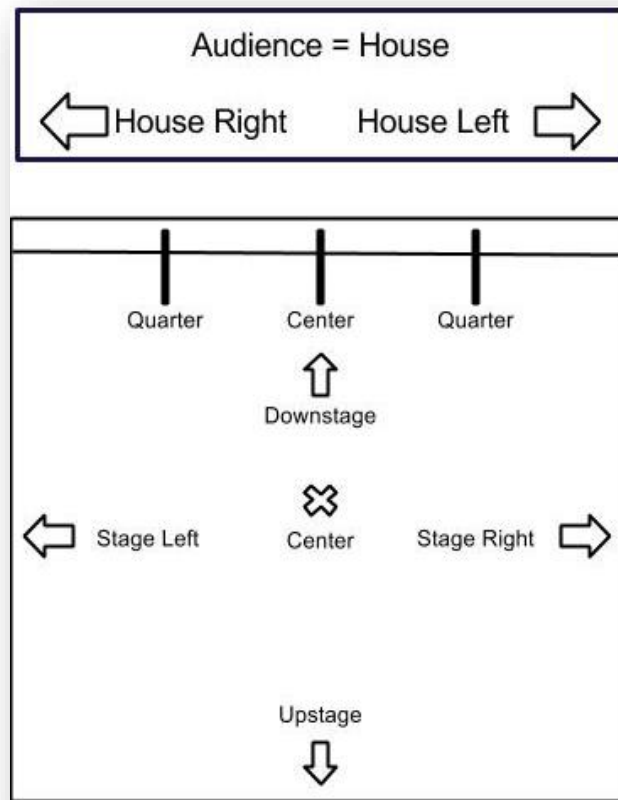
Notes on Casting:

- 2 **Prayerfully choose** who will play what role for this piece. Often people will end up in a role that is suited to something God is doing or challenging them in during this season of their lives. Roles can become quite personal in this ministry.
- 3 It can be helpful to **double cast** the main roles, especially that of the enemy. This will relieve someone from having to play a dark role all the time and will give them the opportunity to be in a redemptive role for certain performances.

Basics of the Stage, Rehearsal, & Casting

Use simple stage directions to avoid confusion.

- **Stage Right:** Facing the audience, actor's right
- **Stage Left:** Facing the audience, actor's left
- **Downstage:** Front of the stage (older theaters the stage would be slanted down towards the audience)
- **Upstage:** Back of the stage
- **Center:** Center of the stage
- **Quarter:** Halfway between the center and the side end of the stage
- **House Right:** Audience's right
- **House Left:** Audience's left



Rule of Thumb

- Never turn your back to the audience, unless it is a clear choice.
- When interacting with another actor profile, keep slightly open to audience, they should always feel included and welcomed in what's happening on stage.
- If you can see the audience, they can see you.
- Don't stand too close to the edge of the stage. The audience should be focused on the story rather than wondering if the actor will fall.

Backstage Etiquette

- It's helpful to create a backstage area so that actors have a place to be while not performing on stage, it also defines the performing space. If you don't have a built-in backstage area consider using material (pipe and drape).
- Backstage is part of the stage. Conversation should wait until after the show.
- Keep backstage props confined to designated space. (Props should be easily accessible and organized to avoid confusion)
- Be aware of other actor's entrances and exits to avoid collision.

Rehearsal Techniques

- Get to rehearsal space early to set up.
 - Setup music
 - Make sure furniture is not in your way
 - Have props ready for scenes that will be worked on
- Set specific goals for each rehearsal. Share your goals with your cast at the start of rehearsal, "The goal for this rehearsal time is to finish the opening scene and begin..." But keep in mind that some things will change as rehearsal progresses; be open to changing your goals.
- Your cast will reflect what you, the director projects. If you are tired and worn out you will very quickly see your cast go from excited and energized to lethargic and unfocused. Prepare yourself physically and mentally for rehearsals. Rehearsal time requires more from the director than it does from the cast. Be prepared!
- Consider having closed rehearsals. Having people watching rehearsal creates extra noise and distraction that will quickly eat up your time. Don't be afraid to tell people that they can come back and watch during a final run-through.
- Consider your cast size. Too many people can create confusion and make focused rehearsal time harder to achieve.
- Include prayer in every rehearsal. Times of prayer help people stay focused on the mission of the project as well as aware of God's empowering presence.

Casting

- Consider teaching one of the movement sections and one of the speaking sections from the piece to everyone at the beginning of your rehearsal process so that you can gauge your cast's abilities. It's ok if they don't all end up performing what you've taught. This is an easy way for you to figure out casting without holding an audition, which creates unnecessary pressure.

Altar Call Training

Giving an effective Altar Call after the Jesus Theater involves:

- (1. Understanding the message and imagery of the piece
- (2. Translating that message into a personal invitation
- (3. Partnering with Holy Spirit

Choosing the Right Person

Consider choosing someone for this role who is gifted in partnering with Holy Spirit to communicate well and introduce people to Jesus. It also helps if this person is well acquainted with the Jesus Theater piece and carries authority as a spiritual leader.

Giving the Altar Call

During the last scene of the piece, start praying for wisdom and insight on what God is doing during this presentation, and how to partner with Him. At the close of the piece, move to the microphone and begin the invitation.

- (1. Share that this moment is an invitation for people to give their lives to Jesus, just like the closing scene.
- (2. Recap the story briefly using the imagery from the piece that the children have just seen. Link the story to a personal application for their lives explaining what the symbolism of the piece means.
- (3. Give the invitation by inviting those who want to receive Jesus as Lord of their life to stand up and come forward.

Prayer Time

Use your cast as the prayer ministry team along with a few other spiritual leaders on camp. (Note: See "Jesus Theater Prayer Team" below).

- (1. Once the children have come forward and settled, do a repeat after me salvation prayer with everyone who has responded to the altar call.

Example Salvation Prayer: Dear Jesus, I believe that you are the Son of God. I believe that You died on the cross for my sins. I am a sinner and I ask for Your forgiveness. I want you to be the leader of my life and my best friend. I invite You to come into my heart right now and become Lord of my life.

Jesus, I choose to give my life to you today. Help me to always live my life for You. Amen.

(2. Invite the ministry team members to pray over the children near them.

Prayer Ministry team members can ask children if they can pray for them, and then: (1. Bless & agree with what God is doing in the children's lives for salvation and (2. Offer to pray for them for the baptism of the Holy Spirit.

(3. Direct people to return to their seats and/or linger in what God is doing. Dismiss the audience and/or hand the meeting over to whoever is there to direct the people to their next activity.

Follow-Up

That evening: It is recommended that the Cabin Devotions after the Jesus Theater are an intentional time of debriefing the children's experience. Some ideas include:

- Do they understand the story they saw? (Explain if needed)
- Were there any moments of the piece that stood out to them?
- What did they experience/feel from God?
- Did anyone give his or her life to Jesus for the first time?
- Document the testimonies.

Following Day: Consider making reference the next day to what happened in the children's lives at the Jesus Theater the night before.

Ongoing: Partner with camp staff and/or corps to provide follow-up.

Suggestions for Logistics:

- Develop a "Jesus Theater Prayer Team," who will help pray for kids at the Altar as well as intercede during the piece.
- Assign 4-6 other people ahead of time to help direct traffic at the Altar. They can send a few kids to each ministry team member.

Suggestions for Altar Call Process & Flowing with Holy Spirit:

- Learn to pause/wait during the invitation, as you feel led. Holy Spirit is breath, and you can learn to breath with Him allowing those in your care to enter into the divine moments that are presented.
- Feel free to make multiple invitations if you feel that God is still working in the room among the audience.
- Don't try to do the Holy Spirit's job. Manipulation or control of any kind are not necessary and can be harmful.

- Keep the people in the room engaged in what is happening by encouraging them to stay quiet or pray to respect what God is doing.
- For the repeat after me prayer, you can tell the children that you are going to lead them in a prayer to surrender their lives to Jesus. But that salvation is not in the words of the prayer but in the position of their hearts before God.

Intercessory Prayer

Notes on the Role of Prayer in the Jesus Theater Ministry

We believe that the effectiveness of the Jesus Theater is connected to the anointing of the Holy Spirit to draw people to Jesus. **Prayer has a vital role** in preparing the hearts of the cast, the audience and the environment in which the ministry will take place. **We recommend praying/worshipping together as a cast prior to each performance.**

It is also important that the cast members **maintain personal integrity before God** and one another. An environment of open sharing about personal needs and spiritual growth will prove helpful in stewarding the cast to be noble vessels for God's use in this ministry.

Below are **biblical prayers that can be used to strengthen the prayer culture** of your group. These have proved fruitful when prayed in earnest by those who are hungry for God to move in a greater way. Consider choosing one or two to focus on as a cast and or write your own prayer that can be shared with your group.

The Holy Spirit loves to promote Jesus. He is excited about your heart for this ministry. He will back you up as long as you keep your focus on Jesus. One of the best ways to do this is to prioritize time for worship and prayer. Be assured that when this was written, you were also prayed for!

Enjoy the Presence of God as you share in this ministry. You can personally get filled up by taking time to experience God before, during and after a Jesus Theater performance. Remember, God cares for the laborers too. He is present for you.

Learn to love and make time for connecting with the Living God as you share His story! **Make room for prayer in your Jesus Theater Ministry.** It will make a difference for you, your cast, and your audience.

Biblical Prayers

Adapted from Key Apostolic Prayers, Mike Bickle, International House of Prayer

- **Ephesians 1:17-19** – 17That the Father of glory, may give to you the spirit of wisdom and revelation in the knowledge of Him, 18the eyes of your understanding being enlightened; that you may KNOW [experience] what is the hope of His calling [assurance/clarity of God's call for our life], what are the riches of the glory of His inheritance in the saints [our destiny as Jesus' inheritance], 19and what is the exceeding greatness of His power toward us who believe, according to the working of His mighty power...

- **Ephesians 3:16-19** – 16 THAT He would grant you, according to the riches of His glory, to be strengthened with might through His Spirit in the inner man, 17 THAT Christ may dwell [manifest His presence] in your hearts through faith; THAT you, being rooted and grounded in love, 18 may be able to comprehend [experience] with all the saints what is the width and length and depth and height—19 to know the love of Christ which passes knowledge; THAT you may be filled with all the fullness of God.
- **Philippians 1:9-11** – 9 That your love may abound still more and more in knowledge [of God] and all discernment, 10 that you may approve [rejoice in] the things that are excellent, that you may be sincere [no compromise] and without offense till the day of Christ, 11 being filled with the fruits of righteousness...
- **Colossians 1:9-11** – 9 That you may be filled with the knowledge of His will in all wisdom and spiritual understanding; 10 that you may have a walk worthy of the Lord, fully pleasing Him, being fruitful in every good work and increasing in the knowledge of God; 11 strengthened with all might, according to His glorious power, for all patience and long suffering with joy...
- **Romans 15:5-6, 13** – 5 May the God of patience and comfort grant you to be like-minded toward one another... 6 that you may with one mind and one mouth glorify the... Father... 13 May the God of hope fill you with all joy and peace in believing, that you may abound in hope by the power of the Holy Spirit.
- **1 Corinthians 1:5-8** – 5 That you were enriched in everything by Him in all utterance and all knowledge, 6 even as the testimony of Christ was confirmed in you [by miracles], 7 so that you come short in no gift, eagerly waiting for the revelation of... Jesus Christ, 8 who will also confirm you to the end, that you may be blameless in the day of our Lord Jesus Christ.
- **1 Thessalonians 3:10-13** – 10 Praying exceedingly that... [God will release His Spirit and grace to] perfect what is lacking in your faith... 12 And may the Lord make you increase and abound in love to one another and to all... 13 that He may establish your hearts blameless in holiness before our God and Father.
- **2 Thessalonians 1:11-12** – 11 We pray always for you that God would count you worthy of [prepare us for] this calling, and fulfill all the good pleasure of His goodness [plans for us] and the work of faith with power, 12 that the name of... Jesus may be glorified in you, and you in Him, according to the grace of our God.
- **2 Thessalonians 3:1-5** – 1 Pray for us, that the word of the Lord may run swiftly [rapidly increase its influence] and be glorified, just as it is with you...

3 The Lord is faithful, who will establish you and guard you from the evil one...
5 May the Lord direct your hearts into the love of God and into the patience [perseverance or endurance] of Christ.

- **Acts 4:29-31** – 29Lord... grant to Your servants that with all boldness they may speak Your word, 30by stretching out Your hand to heal, and that signs and wonders may be done through the name of Your holy Servant Jesus. 31And when they had prayed, the place where they were assembled together was shaken; and they were all filled with the Holy Spirit, and they spoke the word of God with boldness.
- **Luke 24:49-50** – 49Behold, I send the Promise of My Father upon you; but tarry in the city of Jerusalem until you are endued with power from on high. 50...He lifted up His hands and blessed them...
- **Acts 2:17-21** – 17In the last days, says God, that I will pour out of My Spirit on all flesh; your sons and your daughters shall prophesy, Your young men shall see visions, your old men shall dream dreams. 18On My menservants and on My maidservants I will pour out My Spirit in those days; and they shall prophesy. 19I will show wonders in heaven above and signs in the earth beneath: blood, fire and vapor of smoke. 20The sun shall be turned into darkness, and the moon into blood, BEFORE the coming of the great and awesome day of the Lord. 21Whoever calls on the name of the LORD shall be saved.

SECTION 3: NOTES

Rehearsal Notes

*This space is for the director to prepare notes for rehearsal. Jot down specifics that will help you to teach others.

Scene:				
Music	Script	Set Note	Time	Overview of Scene

Scene:

Music	Script	Set Note	Time	Overview of Scene

Scene:

Music	Script	Set Note	Time	Overview of Scene

Scene:

Music	Script	Set Note	Time	Overview of Scene

Scene:

Music	Script	Set Note	Time	Overview of Scene

Scene:

Music	Script	Set Note	Time	Overview of Scene

Scene:

Music	Script	Set Note	Time	Overview of Scene

Scene:

Music	Script	Set Note	Time	Overview of Scene

Scene:

Music	Script	Set Note	Time	Overview of Scene

Scene:

Music	Script	Set Note	Time	Overview of Scene

Scene:

Music	Script	Set Note	Time	Overview of Scene

Scene:

Music	Script	Set Note	Time	Overview of Scene

Scene:

Music	Script	Set Note	Time	Overview of Scene

Scene:

Music	Script	Set Note	Time	Overview of Scene

General Notes

General Notes

General Notes

Appx. A: Jesus Theater Altar Calls, by Capt. Jason Knaggs

INTRODUCTION

We believe firmly that the program that we are running at our camp is singular: Christian Education. All of the expressions of activities, skill building, education, and challenges are based on the fact that we have a summer camp that leads children to the Lord. The staff we choose are prayed for and they are recruited and interviewed through an expectation of a love for God and love for children. Each staff member that works directly with the kids is told about these specific goals of camp: to make Jr. Soldiers, to encourage a relationship with the Lord for the rest of their lives, and to help them become a part of the fellowship of believers at The Salvation Army. The whole family, from babies to Grandparents to Aunts and Uncles, can become a part of the ministry of telling the world about the life changing love of Christ.

The Jesus Theater has played a critical role in the pursuit of these goals. My role in Jesus Theater as Camp Director is to provide leadership to the ministry experience. This involves pastoring the camp as a whole to embrace and support the Jesus Theater ministry through strategic support before, during, and after the piece is presented. When the Jesus Theater is presented, I have the privilege of facilitating the altar call, salvation appeal, prayer time and follow up plan. These are essential parts of the Jesus Theater Ministry.

In the following pages, I outline my experience with the Jesus Theater Ministry. It is not perfect, nor is it the only way to do it, but it is what I have learned over the years. I pray that as you read these pages, you will see that the Lord is still in the business of changing lives. He has chosen to include us in His amazing gift of salvation. I believe that good planning and preparation create the best opportunity for impact. Take a moment to imagine if every person who saw the Jesus Theater made a decision to follow Christ. My life has been changed by this ministry and yours will be as well!

PRACTICE & STAFF GO FIRST

During Orientation (Staff training) we explain the format for the Morning Devotions for campers and how they will lead up to the Jesus Theater experience. Jesus Theater is first presented to the staff as a premiere presentation. They experience the Jesus Theater with an opportunity to respond for themselves. Then I walk them through how we as a staff are going to participate and help pray with the kids. This time helps staff to understand how important this moment is, and to

practice what they will be doing with campers during the Jesus Theater performances.

We want this to be an opportunity for the staff to respond personally. We go through the steps of the response time challenging each staff member to recommit themselves to the Lord. Then we have a special time of prayer focused on all the kids who will see the Jesus Theater throughout the summer. We also help them to see need to focus on the kids. We encourage them to be praying through the entire Jesus Theater for the cast, the campers, and the time of response.

BEFORE THE JESUS THEATER

Each day we have two specific times of reflection on the Bible. We start the day off with worship every day, we call this Morning Discovery. This is a structured meeting with emphasis on fun-filled worship, specific stories designed to reach kids, and a take away – we call the Bible point. We do a tech-sheet for each meeting and have assigned seating for all the cabins so that everyone knows the plan. The rest of the day is designed to emphasize God’s interaction with people and how the Bible focus for the day resounds throughout camp. Then we end the day with cabin devotions. These are prepared for each day well in advance of the summer. This process is explained in detail to the counselors during orientation. They need to understand the purpose of our program and how to prepare for the campers.

The Jesus Theater is presented as the last evening program of the session. We start the night with the theme song like we start Morning Discovery each day. This song is always upbeat and has the potential to get stuck in your head and to deposit the biblical truth in your heart. Throughout the day you can hear the song being sung by campers and staff, even with the motions. We also recap each day’s Bible Point, memory verse, and then we watch all of the daily videos we made throughout the session. After we recapped the week, the cast appears on the edge of the stage.

EDGE OF THE STAGE

Usually a member of the leadership team introduces the Jesus Theater, and gives a basic overview of the story at the start. They explain some of the objects in the piece and give basic instruction and theater etiquette. We encourage the kids to enjoy themselves but not to applaud at the end of each scene. We explain that they do not want to miss any moment of the Jesus Theater and instead should listen to the whole story with their ears and their hearts. Staff are interspersed among the campers so that they can help the kids stay focused and be in place for the altar call at the end. This segment always ends with a prayer for the Jesus Theater.

Then it starts. I always watch the piece, either from the side of the stage or from the floor. I’m praying fervently for the campers and staff and will often get overcome with emotion. As I pray, I can feel the prayers of parents being answered, prayers for someone to love their kids and lead them to the Lord. Throughout the

piece there are tears, and a lot of me saying to myself, “you can do this.” Then it ends and the prayer time begins.

TRANSITION

As the piece ends, be sensitive to the energy of the room and do your best to transition it into a prayer meeting. Pray about these transitions before the first camper presentation. In preparation, watch the rehearsals multiple times and pray, seriously pray, that the Lord will inhabit this space and that every kid that comes to camp will know the Lord and will choose to live for Him. This is the best thing about my job! The Holy Spirit still has the power to change a life. It will change you. Praise the Lord!

MUSIC

The music should be playing before you go on stage. Choose a song or two that will play at the end of the piece for at least 15 minutes, and that will foster an environment of prayer. Choose the song carefully and make sure it is something that you connect with. I prefer a recorded track but, live musicians are a great idea. The music should be long, smooth chords, and the words should focus on making a decision for Christ.

WALK TO THE CENTER OF THE STAGE

Make sure the lights are dimmed in the room and there is light focused on the center of the stage. Have the cast bring some of the objects from the piece to the center of the stage so that you can use them during the “Words” section below. Practice how to have the objects handed to you, and when to reach for them. The more you practice these parts, the more comfortable you and the staff will be during the presentation.

EYE CONTACT

Before you even begin speaking, make eye contact with the audience. Do not be in a rush. This is a big moment and the Holy Spirit is clearly working. You are not in control of what is happening right now, but you are prepared to tell the kids about Jesus. Look through the room and lock eyes with as many people as you can. Look for those who are crying and reassure them of the great love the Father has for them. Look at your leaders and make sure they know that they need to be ready for the audience’s response.

WORDS

The words that you say in this time may change from week to week. I like to incorporate the ideas of the Jesus Theater with some the things we have been learning all week. I try to recap the story using the props from the Jesus Theater. This will

highlight different areas of the piece that will help them understand the different pieces of the story. Then explain how they are involved in Jesus' story. Tell them that they are loved. Tell them that they can become a child of God.

SCRIPTURE

Hold the Bible in your hand. Tell them that this is a true story that can be found in our Bibles. At our camp we give campers a Bible on the first day for them to use with nightly devotions. I use that Bible. That's the one they are taking home with them, and they need that connection.

All of these scriptures are laid out in the camper Bible. While talking about these specific topics, I do my best to keep connecting the kids to the story of the Jesus Theater. Using the imagery from the Jesus Theater helps them understand the story and how they are a part of it. It also provides a good model for the counselors and staff while praying for the kids. They can reiterate the ideas and help make connections in the presentation to the individual campers.

First, we talk about sin – Romans 3:23 “For everyone has sinned; we all fall short of God’s glorious standard.”

God has a gift for you – Romans 6:23 “For the wages of sin is death, but the free gift of God is eternal life through Christ Jesus our Lord.”

God loves you! – Romans 5:8 – “But God showed His great love for us by sending Christ to die for us while we were still sinners.”

You can become a child of God! – John 1:12 “But to all who believed Him and accepted Him, He gave the right to become children of God.”

Jesus is alive today, and He wants you to accept Him in your life!

RESPONSE

I firmly believe that the kids have to respond by leaving their seats. At our camp, the kids fill the stage and the area in front of the seats. Ensure that your room layout and seating design have space for the entire room to come forward.

Then you invite them to come up to the front if they would like to become a child of God and be prayed for by a member of the cast or staff. This moment is amazing. It feels like the start of a marathon. The invitation is given, and they all move at once. Praise the Lord! I usually move towards the back of the stage to make room for the kids and staff. Instruct the children to move slowly and to gather with staff. Some of the kids will be most comfortable sitting in small circles facing each other. Instruct the kids and staff to get grouped together. The size of the group depends on the comfort of the campers and staff.

One of the powerful things about the Jesus Theater is that the entire camp is present. The kids can pray with anyone they would like. The lifeguards or dining room staff who have made connections throughout the week are pursued by the campers. This reinforces the ministry focus to all the staff on camp. The program of camp includes all the staff. Each person can make a difference, and they need to see the power of making connections and putting the needs of the campers first.

Some campers will not come forward. Staff are instructed during orientation to gather around those kids and take the opportunity to ask them questions and pray with them. I also ask the staff and visitors who are in the room to start praying for the kids who have come forward.

After a moment ask the kids if they still need a staff member to pray with them and then help the available staff move toward them. I then ask all the children to look at me. With the Bible still in their view, I tell them that if they want to become children of God that they can pray and that they can repeat after me. The music should be low enough that you can hear all of the little voices praying along with you.

REPEAT AFTER ME

Dear God,

I am sorry for all the sin in my life. Please forgive me.

I believe that Jesus is God's only Son and that He died on a cross for me. I know that He now lives and wants a relationship with me.

I accept you Jesus into my life. Please help me to live for You.

In Jesus' name,

Amen

Romans 10:9 – “If you openly declare that Jesus is Lord and believe in your heart that God raised Him from the dead, you will be saved.”

James 4:8 – “Come close to God and He will come close to you.”

PRAYER CIRCLES

Then ask the counselors and staff to pray for each kid. I will often say, “No one leaves this place without being prayed for.” Be sensitive to the room and the leading of the Holy Spirit. Give the counselors a chance to get each kid's name and pray for them by name. Kids will cry and staff will cry. The really good staff will put their arms around the kids and cover them with prayers of hope and protection. Have tissues available. This is a very emotional end to a long week. Some kids will need one-on-one attention, and will need to be surrounded by the counselors that have the ability to comfort and listen to the kids.

Once people begin wrapping up their prayer time and the room noise increases, I will often tell the campers to be sensitive to the others in the room praying. Then once the majority of the room is still and waiting, I will get their attention and have them look at me.

Holding the Bible up with one hand, I ask the campers to raise their hand if they prayed the repeat after me prayer. The sea of hands that go up are really encouraging to the cast members and staff who have worked so hard to put the week together. Then I show them the cover of the Bible that I am holding. They will recognize them from the night devotions. Then I show them the first two pages of the Bible where the prayer they prayed tonight with me is located, and where the scriptures that I read can be found.

CHALLENGE

I tell them that if they prayed that prayer that they now have a job to do when they get home. I tell them to bring their Bibles home and show at least one person in their house their Bible and the prayer that they prayed at camp. I tell them to ask that person if they want to pray that same prayer with them. Then, after I encourage them to show one person on their block and then one person at their school. I think that all believers need to tell the story. A kid has been given a gift that night, a gift of salvation and a gift to share with other people. Why wait?

The first time I did this, it came to me in the moment. I hadn't planned to share it, but the challenge to share this prayer with their family just came out of my mouth. Three days after, we got a call from a Sender who had just talked to a parent who was crying on the phone. She said that her son came back from a great week at camp and that he showed her his new Bible. He turned to the first couple pages and then asked his Mom if she wanted to pray the prayer with him. He said it line-by-line like I did. And that day, he led his mother back to the Lord. I mean, come on. That's incredible. After hearing that story, I have done the same challenge each week with the kids.

BACK TO THEIR SEATS

Once we have finished the response, I ask the kids to slowly move back to their seats, and for the cast to return to edge of the stage. At this point, kids can be very emotional. You need to be sensitive to kids crying and hugging the staff. We have tried multiple ways to come out of the response time. Each location will need to figure what works best.

While they are walking back to their seats, I take the opportunity to make a shift in focus. This will help the kids who are dealing with their emotions and fatigue (it has been a full week), and will also help the kids who have already moved to the next thing mentally.

THANK YOU S

I will draw attention to the cast. I thank them for all of the hard work and prayer that they put into the Jesus Theater. The kids and staff always clap and scream for them. I then thank the director of the piece and make sure they feel the encouraged. These “thank yous” are essential to the staff and director.

THEME SONG

Then we sing the loud theme song for the week again, ending in an attitude of celebration. This helps change the mood of the walk back to the cabin. At our camp, that can be as far as a mile back to the cabins. Helping the kids calm their emotions can make or break the walk back to the cabin. Some staff have been critical of ending the Jesus Theater on a high note or high energy. We tried it a few different ways and landed on this progression because the kids need to get back to their cabins and high emotions do not help that functional part of the night. I feel that the entire night is a celebration. Ending the evening with the whole camp worshiping and dancing seems like a fitting end to a great week.

LATER THAT NIGHT

The counselors will do some more processing of the Jesus Theater with the kids during their evening devotion times. We have crafted a devotional for the last night to help the campers process. This helps answer some questions and gives the opportunity for the cabin to share their experiences. We also have all the counselors write a personal note in the Bible for each kid. Nothing gets the parents more excited than the personalized notes.

SEEKER FOLLOW UP

We also have a process of Seeker follow up. We always inform parents about the decisions for Christ their children made while at camp. We break it down into three categories: New decision for Christ, Recommitment to Christ, and Not at this time. The staff fill out a seeker form on the last night of camp for the entire cabin. We then enter the information in the digital records of each camper. From that we generate an email home to each parent about their individual children and the decisions they made at camp. In the email, we provide a page on our website that is searchable by zip code so that they can find the closest Salvation Army. The following day we send home a paper copy of all the decisions with the lead Chaperone. This gives the Officers, staff, and volunteers a chance to talk with the kids in the van or bus ride home. It also helps connect with the parents when they pick their kids up, creating a better opportunity to invite them to be a part of the Corps family. Make Jr. Soldiers!

STAFF WORSHIP NIGHT

Before the next session, we always have a worship service with the staff. During this worship service we tell the staff how many commitments we saw last week. We always challenge them to pray for the kids they had contact with from the week prior by name. Week after week the number grows. In the past, we have also created an art piece that we hang in the dining hall. For each decision, we put paper cut out (hand shape, kid cut out, stars, etc. you can buy these pre-cut from a teacher supply store or on Amazon) with the first name of every camper who made a decision. And then we place them on the large board so everyone can see the work of the Lord. Over the course of the summer the staff are reminded of the way that God moves, and the kids ask questions about it. By the end of the summer, it is overwhelming to see all the names and the amount of kids that have been impacted by the camp ministry. We leave this piece up the entire rest of the year so that whenever someone walks in the room, they see what we think is most important. This encourages our divisional family and encourages our leadership too. That encouragement gives a specific example of the work the Lord and of the importance of the camp program.

FINAL THOUGHTS

A few years back when I was a staff member, Becky Philips brought the Jesus Theater to my camp. I was really struggling with the Lord, but all the lifeguards had to be a part of this new ministry thing (it wasn't called the Jesus Theater at that point). As we rehearsed the Lord started to soften my heart. During one of the first altar calls that summer, I gave my life completely over to Christ. I was made new. The sins that weighed me down had been released and I was a new man. I still remember the moment like it happened this week. I felt the Spirit of God overwhelm me and I felt the overflow of His love. It was hard to breathe, and tears kept running down my face. And now I have the privilege to lead the response time at the same camp.

Over the past 8 summers as a DYS at two different camps, our team has seen over 10,000 children make a commitment to Christ. Every time we have a response time, I wonder who in this room will be the one to take my place at the end of the Jesus Theater. It maybe you. Trust the Lord. He is faithful.

Appx. B: Cube-Building Blueprint

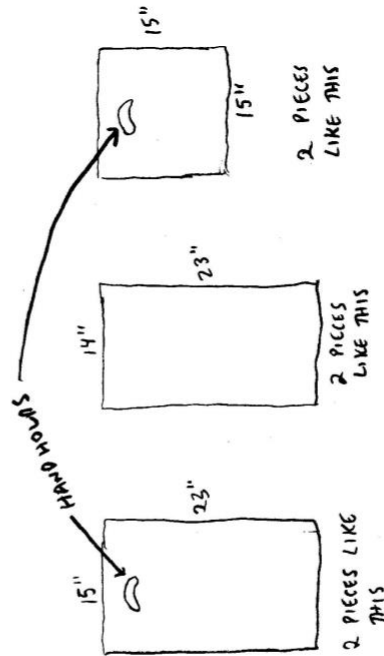
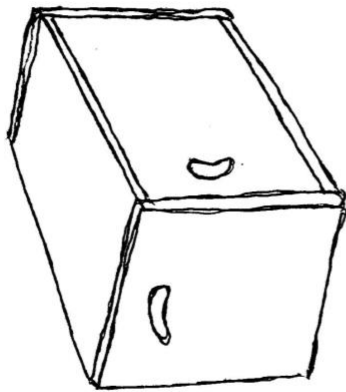
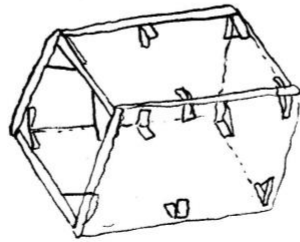
USE $\frac{1}{2}$ " PLYWOOD - NOT ORDINARY
CONSTRUCTION PLYWOOD, BUT
OAK OR CHERRY - TOP QUALITY
HARDWOOD

INSIDE THE BLOCK, PUT
ONE CORNER BRACKET
AT EACH CORNER AND
ONE L-SHARED BRACKET
IN THE MIDDLE OF
EACH SIDE.

GLUE THE PLYWOOD
TOGETHER (AS WELL AS
USING THE BRACKETS
TO HOLD IT)

ATTACH THE 15"X15" LIDS
LAST TO SQUARE UP THE
BLOCK. ONE LID YOU
MAY HAVE TO BOUL ON
AND/OR GLUE RATHER
THAN SCREW

SAND EDGES AND CORNERS - ROUND THEM
TO PREVENT SPLINTERING. STAIN
AND POLYURETHANE TO FINISH.



2 PIECES LIKE THIS

2 PIECES LIKE THIS

2 PIECES LIKE THIS

FOUR $1\frac{1}{2}$ " L-SHARED BRACKETS

EIGHT-3" CORNER BRACKETS


Appx. C: Commitment Mural

Written by Laura Crowell

Many lives have been changed through Jesus Theater ministry and we want to celebrate that. Tracking the number of commitments made through Jesus Theater is an important piece of this ministry. At Camp Sebago in the Northern New England USA division, we have created an art piece to show how many commitments were made at our camp.

After we compile the number of commitments made, we form an idea for our mural. We start by using the main prop of the Jesus Theater to represent each commitment made. For example, in the piece *Balloons*, we made paper cutouts of balloons and wrote each camper's name on a balloon and attached it to butcher paper painted to look like the sky. After each performance and altar call, more balloons were added, and our staff was able to see our mural being filled and the impact Jesus Theater was making.

We have also used this as a prayer service with our staff. Each staff member was able to take a few prop pieces, **pray over the kid whose name was on the prop** and add it to the mural. It was a very special time for our staff to pray that commitments would be sealed in the hearts of their campers.



Camp Sebago Commitment Mural 2015, Created by Laura Crowell and Ryan Livingston

Appx. D: Statistics Form (Please Return)

To Directors: Jesus Theater is an expanding team of people who are passionate about sharing the Gospel of Jesus Christ through this form of performing art. We are thankful for your role in this community and are honored to be doing ministry together from various geographical locations. We would like to stay connected with you!

1. **We invite you to join the Facebook Group called “Jesus Theater”** for connection with others as well as a place where you can ask questions as you take this creative journey.
2. **We also invite you to share your statistics with us** so that we can include your investment in the overall tracking of the ministry.

Below is an example stat sheet for your reference. Please fill in this sheet each time the Jesus Theater is performed to track both performances and salvation commitments. These stat sheets can be submitted through a photograph and e-mailed to: jesustheater@gmail.com. *We encourage you to also share these stat sheets with leaders in your context.*

EXAMPLE STAT SHEET

Jesus Theater Title	Pages
Group/Organization	The Salvation Army
Cast	Camp Sebago
Director	Andre Limes
Director E-mail	Andrelimes287@gmail.com

<u>Date</u>	<u>Location</u>	<u># of 1st Time Commitments</u>	<u># of Re-dedication</u>
June 24, 2018	Camp Sebago, Sebago, ME	42	16

Jesus Theater Stat Sheet

Please fill this out and return a photo or copy to: jesustheater@gmail.com

Jesus Theater Title	
Group/Organization	
Cast	
Director	
Director E-mail	

	Date	Location	# of Estimated Audience	# of 1 st Time Commitments	# of Re-dedication
1					
2					
3					
4					
5					
6					
7					
8					

Please feel free to add to your e-mail any further notes, feedback or testimonies that you would like to share! We value your input as we continue to grow this ministry together. Thank you!

