



JESUS THEATRE  
The Salvation Army  
Eastern Territory

# Jesus Theatre 2015 “Balloons”

The Salvation Army Eastern Territory  
Jesus Theatre Workshop, May 2015  
(revised June 1, 2015)

Written by:  
Katie Luse

## **Table of Contents:**

<b>Jesus Theatre Overview.....</b>	<b>4</b>
<b>“Balloons” Overview.....</b>	<b>4</b>
<b>Script.....</b>	<b>5</b>
<b>Stage Notes .....</b>	<b>11</b>
<b>Music List .....</b>	<b>24</b>
<b>Prop List.....</b>	<b>25</b>
<b>Materials &amp; Price List .....</b>	<b>26</b>
<b>Balloon Face Templates.....</b>	<b>27</b>
<b>Balloon Face Practice .....</b>	<b>30</b>
<b>Basics of the Stage, Rehearsal, and Casting .....</b>	<b>31</b>
<b>Altar Call Training for Jesus Theatre .....</b>	<b>33</b>
<b>Notes .....</b>	<b>36</b>

## **Jesus Theatre Overview**

The ***Jesus Theatre*** is a Creative Arts presentation of the gospel of Jesus Christ, originally created for camp ministries. It is designed for an audience of children/youth and is approximately thirty minutes in length. The production includes theatre and visual art as mediums through which God’s story is shared.

### **“Balloons” Overview**

**Length:** 30minutes

**Theme:** Coming Home

**Scriptural themes:** Romans 8:14-17, 1 John 3:1, Luke 15:11-32

**Climax:** "I am no longer a slave to fear, I am a child of God."

**Basic Overview:** This piece follows the outline of the gospel story told through the lens of family. It begins with God presented as a good Father who creates and celebrates his children. His children rebel and run away from home. Jesus is sent to seek and save the lost children of God. A way is then made for the lost children of God to return home to the Father's love through Jesus, but it is their choice.

**Vision:** To communicate the message that every person is a valued child of God, and that the longing to belong is most deeply satisfied when we come home to the Father's love through Jesus.

<b>Scenes</b>
<b>Introduction</b>
<b>Scene 1:</b> Happy Home
<b>Scene 2:</b> Getting Deflated
<b>Scene 3:</b> Running Away
<b>Scene 4:</b> Being Rescued
<b>Scene 5:</b> Coming Home
<b>Closing &amp; Altar Call</b>

## Script

### Introduction

PERSON 1: Ladies and gentlemen, boys and girls, children of all ages ... welcome to the Jesus Theatre. I invite you to turn your attention to the stage.

Our story today begins with a good good Father in a very happy home.  
This is Father God.

...

ALL: **The Kingdom of God is a family.  
God is our Father.  
We are His children.  
We are all the work of His hands.**

PERSON 2: God loves His children so much!

PERSON 3: Some people don't know that God loves them because they don't know God. And perhaps you don't yet know Him.

PERSON 4: Allow us to introduce you to the family of God.

ALL: **God is our Father.  
He is so good.**

PERSON 5: He is affectionate.

PERSON 6: Passionate.

PERSON 7: Present.

PERSON 8: Committed.

PERSON 9: Faithful.

PERSON 1: Strong.

PERSON 2: Fun.

PERSON 3: Safe.

ALL: **A good good Dad.**

PERSON 2: Jesus is God's Son.

PERSON 3: He is perfect love.

PERSON 4: It is through Jesus that we become members of God's household.  
Anyone who is far away from God's family can be brought near by  
the blood of Jesus.

PERSON 5: And third in the three in one ...

ALL: **Holy Spirit.**

PERSON 6: Holy Spirit is God's Presence with us.

ALL: **The breath of God.**

PERSON 7: He comforts

PERSON 8: Teaches

PERSON 9: And empowers us

PERSON 1: To become like Jesus.

ALL: **And finally, join me in welcoming ... the children of God.**

PERSON 2: That's you!

PERSON 3: That's me!

PERSON 4: That's all of us!

ALL: **We are children of God.**

PERSON 2: Dearly loved.

PERSON 3: Powerful.

PERSON 4: Known.

PERSON 5: Desired.

PERSON 6: Pursued.

PERSON 7: Celebrated.

PERSON 1: The good news is that

ALL: **in God's house, there is room for .... everybody!**

PERSON 5: In love He predestined us all to be adopted as sons and daughters;  
to take our place in God's family,

ALL: **to belong.**

## **Introduction - Including suggested sound effects & motions**

PERSON 1: Ladies and gentlemen, boys and girls, children of all ages ... welcome to the Jesus Theatre. I invite you to turn your attention to the stage.

Our story today begins with a good good Father in a very happy home.  
This is Father God.

...

ALL: **The Kingdom of God is a family.**  
**God is our Father.** *(Point to Father God)*  
**We are His children.** *(Point to self)*  
**We are all the work of His hands.** *(Open hands)*

PERSON 2: God loves His children so much!

PERSON 3: Some people don't know that God loves them because they don't know God. And perhaps you don't yet know Him.

PERSON 4: Allow us to introduce you to the family of God. *(Use hand to present the family, everyone waves.)*

ALL: **God is our Father.**  
**He is so good.** *(Repeat this line to one another as if you can't get over it.)*

PERSON 5: He is affectionate.

PERSON 6: Passionate.

PERSON 7: Present.

PERSON 8: Committed.

PERSON 9: Faithful.

PERSON 1: Strong.

PERSON 2: Fun.

PERSON 3: Safe.

ALL: **A good, good Dad.**

PERSON 2: Jesus is God's Son.

PERSON 3: He is perfect love. *(Awe!)*

PERSON 4: It is through Jesus that we become members of God's household.  
Anyone who is far away from God's family can be brought near by the blood of Jesus. *(Jesus lifts someone up and gives them a high five, they sit back down.)*

PERSON 5: And third in the three in one ...

ALL: **Holy Spirit.**

PERSON 6: Holy Spirit is God’s Presence with us.

ALL: **The breath of God.** *(Blow)*

PERSON 7: He comforts

PERSON 8: Teaches

PERSON 9: And empowers us

PERSON 1: To become like Jesus.

ALL: **And finally, join me in welcoming ... the children of God.** *(Everyone cheers for one another and for the audience)*

PERSON 2: That’s you!

PERSON 3: That’s me!

PERSON 4: That’s all of us!

ALL: **We are children of God.**

PERSON 2: Dearly loved.

PERSON 3: Powerful.

PERSON 4: Known.

PERSON 5: Desired.

PERSON 6: Pursued.

PERSON 7: Celebrated.

PERSON 1: The good news is that

ALL: **in God’s house, there is room for .... everybody!** *(Pause after “for” and then explode with “everybody” cheering!)*

PERSON 5: In love He predestined us all to be adopted as sons and daughters;  
to take our place in God’s family,

ALL: **to belong.** *(Nod head)*



### **Scene 1: Happy Home (God creates people and celebrates)**

*(Narration given while the next scene sets)*

NARRATOR: In the Father’s house there is fullness of joy. Every child is seen, known, and well loved. We learn from the Father who we are and what we’re made for. He is the author of life, the breath of life. He loves to create and celebrate!

### **Scene 2: Getting Deflated (Children rebel and get deflated)**

*(Narration given at the end of “Happy.” Line begins as new music starts)*

NARRATOR: As a good Father, God set up boundaries for His children so that they would stay safe. He made it clear that if they chose to reject these parameters of love, they would end up on a fast track to destruction.

### **Scene 3: Running Away (Children run away enslaved)**

*(Narration given at the end of Scene 2, before Scene 3 music begins)*

NARRATOR: God’s children forgot who they were and then felt forgotten. They became slaves to fear through sin. Even though the Father was still right there, they were blind to His love because of their disobedience.

*(Narration given after Father God settles down holding His heart balloon)*

NARRATOR: God’s children rebelled. They ran away from home and wasted everything He had given to them. Still the Father loved them so much.

The Father loved them so much that while they were still slaves to sin, He sent His Son Jesus as a gift. God didn’t send His son to condemn and judge people, but to save and rescue them! Jesus came to point people back to the Father and help them find their way home.

### **Scene 4: Being Rescued (Jesus sent to seek and save the lost)**

*(Narration given after Scene 3, before Scene 4 music begins)*

NARRATOR: Jesus entered into the thick darkness to seek and save the lost children of God. He courageously confronted the evil that bound them and brought healing and deliverance wherever he went. Through Jesus the love of the Father was demonstrated.

*(Narration given after the 2<sup>nd</sup> rescue is completed)*

NARRATOR: Jesus loved us so much that He took the punishment that we deserved. He humbled himself and became obedient to death, even death on a cross.

*(Narration given after Jesus dies on the cross)*

NARRATOR: Jesus triumphed over evil on the cross so that we could be free to run home to the Father’s love. Three days later, He rose from the dead.

### **Scene 5: Coming Home (Children return home to Papa)**

*(Narration given after the children decide to return home and run off stage. Narration given with intense emotion and excitement!)*

NARRATOR: God’s children remembered who they were and decided to return home. Jesus death and resurrection had destroyed the barrier between the Father and them so that they could receive forgiveness of sins and run home to the Father without shame.

While they were still a long way off, the Father ran towards them filled with love and compassion. He hugged them so tight. These kids were dead and are now alive. They were lost and are now found. So let the party begin!

### **Closing & Altar Call**

Prompt: Whenever someone meets Jesus it is an invitation to come home to the Father’s love. Jesus is the way, the truth and the life. No one can get to the Father except through Him.

## Stage Notes

\*Stage notes are intended to support the rehearsal process. Use the video for more details. Feel free to change times and specifics as needed.

<b>Introduction</b>				
<b>Music</b>	<b>Narration</b>	<b>Set Note</b>	<b>Time</b>	<b>Overview of Scene</b>
<p>20<sup>th</sup> Century Fox Fanfare (Samba Version) (John Powell, José Serebrier, Bruce Dukov &amp; The Hollywood Studio Symphony)</p> <p>Valsa Carioca (Sergio Mendes)</p>	<p>YES.</p> <p>Narration given to welcome guests.</p> <p>Narration given by full cast through Introductory Script.</p>	<p>Scene starts with stools set up for “Happy.” →</p> <p>Balloon station center station (3 stools; 2 medium for people to sit on, and 1 tall for balloon basket.)</p> <p>Small stools flowing from the balloon station upstage left.</p> <p>One large stool downstage right.</p>	<p>Est: 5:00</p>	<p>Scene begins with a short fanfare of music followed by a dramatic narration introducing the piece. After this narration the first musical piece begins.</p> <p>0:11 Father God blows up the first big red balloon downstage center and then plays with it.</p> <p>1:01 Jesus enters and they play with the big balloon together. Next they move towards the balloon station to put it on a stick.</p> <p>1:24 All the children run in from the back of the house with sound effects such as “woohoo!” “yeah!” “fun!” and set for the first script.</p> <p>Introductory script is given with sound effects.</p> <p>At the end of the script (“Belong”) the music fades out.</p>

**Scene 1: Happy Home**

Music	Script	Set Note	Time	Overview of Scene
<p>Happy (Pharrell Williams)</p>	<p>YES.  Narration given before “Happy” music begins as people are setting for the scene.</p>	<p>Set remains from previous scene.  Before the “distribution” set changes and two small stools are brought out downstage R and L. Other small stools are set behind the balloon station.</p>	<p>3:53</p>	<p>0:00 Scene begins with Father God jumping up and then snapping.  0:10 Father God pulls out the balloon pump and blows four pumps into the crowd of children who are facing upstage. One comes up to the beat.  0:13 The first child is invited to the stool and excitedly waits. Father God stretches the balloon.  0:25 Father God blows up the first balloon for Child #1. She receives it and dances downstage with it. The crowd of children peak around and watch using bird head motions.  0:49 Father God prepares for the next child. He uses the balloon pump to blow into the crowd of kids again and another child jumps up and turns around. Child #2 is invited to the stool.  1:13 Father God blows up the second balloon for Child #2. He excitedly receives it and dances center stage.  1:37 Distribution: Father God then blows all over the crowd of kids and they all get up. Stools are reset and children move into straight lines on either side of the balloon station.</p>

			<p>Jesus enters with a handful of balloons and Father God hands them out to the right and left.</p> <p>(2:01) Everyone dances sequence 1 (step R, together, step R, together, heel/toe/together, toss) sequence 2 (play time!) and sequence 3 (step R, R / step L, L, jump three times in a circle, toss)</p> <p>2:25 Father God invites them all center stage. He pulls out a marker and they watch him draw. Father God draws a bold heart on the balloon and walks downstage to show the audience.</p> <p>2:49 The children then pull out their markers and look to His balloon as if copying what they see to draw their own faces on the balloons.</p> <p>Once the faces are drawn on the balloons, the balloons pop up with the face drawings held out towards the audience.</p> <p>Scene ends with the balloon faces giggling center stage. The children are seated on the floor around Father God.</p>
--	--	--	--

**Scene 2: Getting Deflated**

Music	Script	Set Note	Time	Overview of Scene
<p>Meet Tulio (John Powell, Pete Anthony &amp; Hollywood Studio Symphony)</p>	<p>Yes.  Narration given at the beginning of this music.</p>	<p>Set remains the same.</p>	<p>2:55</p>	<p>0:00 Scene begins with Father God setting boundaries through pushing the people together along with the script.</p> <p>0:19 The Father then shows them to keep their eyes on the balloon.</p> <p>0:28 The children sway right and then left with their eyes glued on the heart balloon.</p> <p>0:33 Child #1 gets up and removes God’s heart balloon to put herself on the throne. Another child comes and knocks her off.</p> <p>0:50 The villain enters and sneaks around. He offers Child #1 scissors to cut herself out of the family. She says “No,” she’s keeping her eyes on the balloon. He offers again and this time she considers and then impulsively accepts and steps outside of the family.</p> <p>1:22 The villain and Child #1 do the salsa together. He offers her a seat, and then offers to take her balloon to fix it. She gives it to him and he cuts it. She holds it as it deflates.</p> <p>The villain does an “O well,” and heads around to use his scissors to get more children’s attention.</p>

				<p>2:01 The villain does the scissor noise again and this gets the attention/interest of three more children. Three more children pop up and follow the villain as he marches to center stage.</p> <p>2:16 The middle child showcases her balloon and the others clap. The villain then makes fun of her, and the others copy him making fun of her too. Her balloon lowers in shame and then (2:33) she hides it behind her back.</p> <p>2:41 The villain gets scissor happy and starts cutting all around. The children break apart and all their balloons begin to deflate. The children face the audience using different levels and react physically as their balloons deflate. The balloons are held high as they watch them in shock and then horror deflating between the music.</p>
Everybody (Ingrid Michaelson)	No.	<p>No change initially.</p> <p>Enemy moves medium stool downstage center before drawing.</p>	3:03	<p>Scene begins with cast set at different levels using the stools that are present.</p> <p>0:05 Children sigh and change positions every 8 counts.</p> <p>0:20 Children lift deflated balloons up, let them hang and then drop on counts (love, love, love).</p> <p>0:30 Try blowing it up once. Try blowing it up twice. Collapse exhausted. Repeat.</p> <p>0:50 The villain enters with a handful of black balloons</p>

				<p>blown up. The children are amazed. They grab for them but the villain motions “WAIT!” and then extends his hand indicating that they have to give him something first.</p> <p>The children start to trade their deflated colored balloons for blown up black balloons.</p> <p>1:41 The villain brings the middle stool downstage center. He calls all the children together and begins to draw a face on his balloon. The children watch. When he’s finish they let out an “ooooo.” He shows the audience.</p> <p>2:11 The kids then copy and each draw a sad/mad face on their balloons.</p> <p>When they are finished they pop up into proud/strong/empowered positions and freeze.</p> <p>Music fades out once everyone is set.</p>
--	--	--	--	---



**Scene 3: Running Away**

Music	Script	Set Note	Time	Overview of Scene
<p>Endless Years (Will Reagon &amp; United Pursuit)</p>	<p>Narration given before this scene begins (no music).</p> <p>Narration given at the end of the scene after Father God sits on the stool holding the heart balloon.</p>	<p>No change.</p>	<p>3:11</p>	<p>0:00 Black balloons turn on the children and begin to enslave them. The children are pursued and tormented by the black balloons in their hands. They move slow motion into lifeless positions where they freeze.</p> <p>0:28 Father God enters and grabs his heart balloon.</p> <p>0:36 He goes to one of the children and touches her back she lifts up slightly and then plops back down.</p> <p>0:47 He goes to another child and gets his hand on the stick of the balloon, he lifts him up but he just plops back down.</p> <p>0:57 He goes to a third child and takes her hand, spins her around, but she falls back down lifeless.</p> <p>1:07 The Father lifts the heart balloon up. Lowers it like a cutting sword from high right to low left. He then lifts it again and the children see it this time.</p> <p>1:28 The Father goes back to the balloon station and stands on one of the small stools. Lifts balloon and the kids follow it.</p> <p>1:49 The Father cries out “Come Home” and the villain follows with “Run! Run!” Repeat 3 times. Each time this happens more kids leave home.</p>

				<p>Finally, there is one kid left who struggles between the Father and the villain. Eventually this child runs away.</p> <p>Father God returns to the stool and holds his heart balloon emotionally like a broken heart.</p> <p>Narration is given.</p> <p>Music fades out slowly.</p>
--	--	--	--	--

**Scene 4: Being Rescued**

Music	Script	Set Note	Time	Overview of Scene
<p>The Brazilian (Genesis)</p>	<p>YES.</p> <p>Narration given before the music begins.</p> <p>Narration given after the 2<sup>nd</sup> rescue.</p> <p>Narration given at the end in silence.</p>	<p>Four blocks (or small stools) are brought out and set for the two rescues. (Two pushed together downstage right, one downstage left, and one upstage left)</p> <p>Medium stool is moved from center stage to join the tall stool downstage right.</p> <p>After the mid-narration, the boxes (or small stools) are moved to create the cross.</p>	<p>4:32</p>	<p>Scene starts with narration to silence.</p> <p>0:00 Music begins. People come running in oppressed by their black balloons and freezing every eight counts. Some come in groups.</p> <p>0:25 Enslaved kids move together (dance sequence).</p> <p>0:41 Kids turn on each other and it becomes chaos.</p> <p>0:49 Jesus enters holding the heart balloon high as he moves through the chaos as a rescuer. He steps up onto the box downstage right.</p> <p>1:10 1<sup>st</sup> Rescue</p> <p>1:33 Enslaved children move around Jesus intrigued and then sit down around him like a crowd.</p> <p>1:56 2<sup>nd</sup> person enters (demon possessed) with multiple black balloons in either hand acting insane. This causes the kids to get dizzy and feel blown around and then frightened.</p> <p>2:16 2<sup>nd</sup> Rescue</p> <p>2:39 Freeze for Narration. Narration given. After narration, children exit off of either side of the stage to</p>

				<p>the floor.</p> <p>2:58 Jesus moves towards the center and offers his hands. The children throw their arms one at a time to link up like a chain coming from Jesus’ hands.</p> <p>3:20 Jesus turns around and drags everyone to the cross, carrying everything.</p> <p>3:36 The cross is formed one branch at a time.</p> <p>3:52 The cross pulls RIGHT, LEFT, FORWARD, BACK. This repeats with just Jesus as the children lower to prepare their balloons for deflation.</p> <p>The children/cross rises back up.</p> <p>4:08 Hold for 8 counts and then Jesus cries out “LOVE!” (4:16) The cross bursts open and everyone goes flying. Balloons deflate.</p> <p>Jesus drops his head and arms – lifeless.</p> <p>Music fades out.</p>
--	--	--	--	---

**Scene 5: Coming Home**

Music	Script	Set Note	Time	Overview of Scene
<p>Boom Clap (Charli XCX)</p>	<p>No.</p>	<p>No change.</p>	<p>0:45</p>	<p>0:00 Father God enters with brand new colorful balloons in his hand. He dances around the lifeless scene and then jumps up onto a box upstage left.</p> <p>0:21 Father God throws balloons up (boom). Jesus responds by popping up alive (clap). They both dance on their boxes.</p> <p>0:31 Jesus jumps down and goes back to the Father. They land with both hands up.</p> <p>All children (including those already saved) remain lifeless on the floor but pop up (no faces shown) on every “boom” after the 1<sup>st</sup> one.</p>
<p>No Longer Slaves (Jonathon David and Melissa Helser)</p>	<p>Yes.  Narration given after the children run off stage into the house to return home.</p>	<p>As the children run off the stage to return home, the balloon station is re-set for homecoming. Create levels around the balloon station for children to come home to.</p>	<p>3:52</p>	<p>0:48 Father &amp; Jesus lower their hands slowly.</p> <p>1:02 Jesus comes forward with the balloon pump and wakes up one of the girls. She doesn’t see Him but she comes to life and realizes that her black balloon has been deflated. She lifts her empty balloon with joy!</p> <p>1:28 She wakes up the rest of the children. She shows them the deflated balloon and they are amazed to find their own balloons deflated too.</p> <p>1:40 They all crawl to the front of the stage in excitement as they remember who they are.</p>

				<p>1:50 They decide to run home! “HOME”!</p> <p>They run off the stage.</p> <p>Narration begins.</p> <p>Homecoming begins!</p> <p>Father &amp; Jesus point excitedly as they see children headed towards home. Father cries out “Come Home!” for each child and that child comes running in from the back of the house. Each child has a moment with Father God, surrenders his/her black balloon to Jesus and then receives the new balloon. This transaction happens with the child facing the audience. Once the child is home, he/she holds the new colored balloon straight up in the air in confidence gathered around behind the Father &amp; Son.</p> <p>4:03 One more child comes and Jesus offers to take her black balloon. She hesitates. He offers again. This time she begins to give it to Him and the scene freezes unresolved.</p>
--	--	--	--	---

Closing & Altar Call				
Music	Script	Set Note	Time	Overview of Scene
<p>No Longer Slaves – full version – Jonathon David and Melissa Helser</p> <p>Other worship music of your choice</p>	<p>Altar Call</p>	<p>Cast should stay still until the person giving the Altar Call gets to the microphone.</p> <p>Cast comes downstage to join the prayer team.</p> <p>(Assign 1-2 cast members to tidy up the stage/balloons to leave the scene visually appealing.)</p>		<p>See Altar Call Training for details</p>

## Music List

	Scene	Song	Artist	Album	Cut
1	<b>Introduction</b>	20 <sup>th</sup> Century Fox Fanfare (Samba Version arr. John Powell)	John Powell, José Serebrier, Bruce Dukov & The Hollywood Studio Symphony	Rio 2 (Original Motion Picture Soundtrack)	N
		Valsa Carioca	Sergio Mendes	Rio (Music from the Motion Picture)	Y (Looped)
2	<b>Happy Home</b>	Happy (From "Despicable Me 2")	Pharrell Williams	GIRL	N
3	<b>Getting Deflated</b>	Meet Tulio	John Powell, Pete Anthony & Hollywood Studio Symphony	Rio (Original Motion Picture Score)	N
4		Everybody	Ingrid Michaelson	Everybody (Bonus Track Version)	Y (Fade Out)
5	<b>Running Away</b>	Endless Years	Will Reagan & United Pursuit	Endless Years	Y (Fade Out)
6	<b>Rescued (Jesus)</b>	The Brazillian	Genesis	Invisible Touch (Remastered)	Y (Fade Out)
		Boom Clap	Charli XCX	Sucker	Y
7	<b>Coming Home</b>	No Longer Slaves (Live)	Bethel Music, Jonathon David & Melissa Helser	We Will Not Be Shaken (Live)	Y

\*This is a suggested music list. Songs must be purchased for individual use.



## Prop List

<b>Set</b>	
	2 Large Stools (30 inch wooden barstool)
	2 Medium Stools (24 inch wooden barstool)
	4 Step Stools (wooden stepstools) <i>or 4 Stage Blocks*</i>
	Paint (Teal & White, 8 oz. each)
	Paint Brush (1 Brush, Standard)
	Painters Tape (1 Roll, Standard)

<b>Other</b>	
	Baseball Hats (2 White, 1 Black)
	Spray Paint (1 Gold Metallic, 1 Silver Metallic)
	Sheers (1), Basket (1)
	*Costumes Idea: Jeans & plain colored t-shirt
	*Backdrop Idea: Dark background so that colors will pop. Dark gray/light black with splats of paint and/or “Welcome Home”/”Home” Sign (Materials: drop cloth, paint, rope/wire for hanging)

<b>Balloons</b>	
	Red 17inch Balloons (60)
	Colored Balloons (360, 12 inch)
	Black Balloons (144, 12 inch)

<b>Balloon Accessories</b>	
	Balloon Sticks (144, White)
	Hot Glue Gun & Sticks (1)
	Black Sharpies (20)
	Metallic Sharpies (20)
	Balloon Handheld Pumps (3)

Note: This prop list is based on a cast of 12 conducting 8 performances with some extra supplies for rehearsals. If cast size and/or performances vary from this estimate, quantities will need to be adjusted.


\*Stage blocks, t-shirts, and backdrop are optional and not included in the materials & price list.

## Materials & Price List

Item	Description	Vendor	#	Unit Price	Total
Big Stools (Set)	Winsome Wood S/2 Wood 30-Inch Bar Stools, Natural Finish	Amazon.com	1	\$61.95	\$61.95
Medium Stools (Set)	Winsome Wood 24-Inch Counter Stools, Set of 2, Natural Finish	Amazon.com	1	\$41.88	\$41.88
Balloon Pumps (Father/Jesus Prop)	AMSCAN Plastic Balloon Pump	Amazon.com	3	\$6.88	\$20.64
Balloon Sticks	White Balloon Sticks With Cup (12 Dozen) - Bulk	Amazon.com	2	\$12.97	\$25.94
Big Balloons (God Balloon)	17 Inch Balloons, 3 Color Patriotic Assortment (red, white, & blue), Helium Quality Latex, 17" Jumbo Round, Tuf-Tex (#1 Premium Brand) (72 per bag)	Amazon.com	3	\$19.95	\$59.85
Black Sharpies (Balloon Drawing)	Sharpie Fine Point Permanent Markers, Box of 12 Markers, Black 30001	Amazon.com	3	\$6.50	\$19.50
Glue Gun & Glue Sticks (For balloon sticks)	Surebonder DT-270KIT Full Size Dual Temperature Glue Gun with 12 4-Inch Standard All Purpose Glue Sticks	Amazon.com	1	\$11.03	\$11.03
Silver Metallic Sharpies (Balloon Drawing)	Sharpie Metallic Silver Permanent Marker, Fine Point, Pack of 12	Amazon.com	2	\$17.35	\$34.70
Grass Sheers (Enemy's scissors)	FISKARS Grass Sheers	Home Depot	1	\$15.97	\$15.97
4 Step Stools (Set)	Unfinished Wood Décor Round Stool with Turned Legs	Homedepot.com	2	\$16.99	\$33.98
Paint (For stools)	Americana Décor Chalky Finish Paint	Michael's	1	\$8.99	\$8.99
Basket (For balloons on stage)	Caddy w/ Silver	Michael's	1	\$10.19	\$10.19
Spray Paint (For props & stools)	Metallic (Krylon Gold & Silver)	Michael's	2	\$6.99	\$13.98
Baseball Hats (For main characters)	2 White, 1 Black	Michaels	3	\$2.99	\$8.97
Balloons (Black)	12inch, 72 Balloons	Party City	2	\$8.99	\$17.98
Balloons (Multi-Colored)	12inch, 72 Balloons	Party City	5	\$8.99	\$44.95
					<b>\$430.50</b>









## Balloon Face Templates







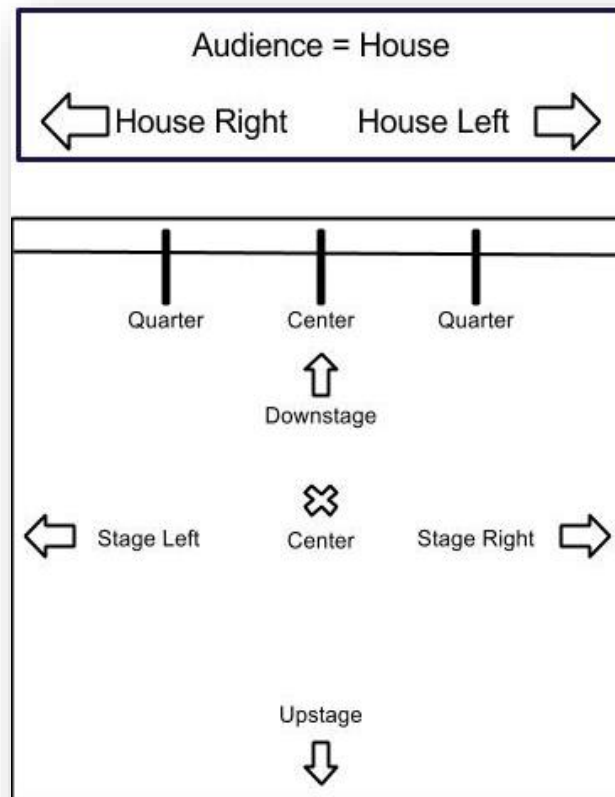
## Balloon Face Practice



## Basics of the Stage, Rehearsal, and Casting

Use simple stage directions to avoid confusion.

- **Stage Right:** Facing the audience, actor’s right
- **Stage Left:** Facing the audience, actor’s left
- **Downstage:** Front of the stage (older theaters the stage would be slanted down towards the audience)
- **Upstage:** Back of the stage
- **Center:** Center of the stage
- **Quarter:** Halfway between the center and the side end of the stage
- **House Right:** Audience’s right
- **House Left:** Audience’s left



### **Rule of Thumb**

- Never turn your back to the audience, unless it is a clear choice.
- When interacting with another actor profile, keep slightly open to audience, they should always feel included and welcomed in what’s happening on stage.
- If you can see the audience, they can see you.
- Don’t stand too close to the edge of the stage. The audience should be focused on the story rather than wondering if the actor will fall.

### **Backstage Etiquette**

- It's helpful to create a backstage area so that actors have a place to be while not performing on stage, it also defines the performing space. If you don't have a built-in backstage area consider using material (pipe and drape).
- Backstage is part of the stage. Conversation should wait until after the show.
- Keep backstage props confined to designated space. (Props should be easily accessible and organized to avoid confusion)
- Be aware of other actor's entrances and exits to avoid collision.

### **Rehearsal Techniques**

- Get to rehearsal space early to set up.
  - Setup: Music
  - Make sure furniture is not in your way
  - Have props ready for scenes that will be worked on
- Set specific goals for each rehearsal. Share your goals with your cast at the start of rehearsal, “The goal for this rehearsal time is to finish the opening scene and begin...” But keep in mind that some things will change as rehearsal progresses; be open to changing your goals.
- Your cast will reflect what you, the director projects. If you are tired and worn out you will very quickly see your cast go from excited and energized to lethargic and unfocused. Prepare yourself physically and mentally for rehearsals. Rehearsal time requires more from the director than it does from the cast. Be prepared!
- Consider having closed rehearsals. Having people watching rehearsal creates extra noise and distraction that will quickly eat up your time. Don't be afraid to tell people that they can come back and watch during a final run-through.
- Consider your cast size. Too many people can create confusion and make focused rehearsal time harder to achieve.
- Include prayer in every rehearsal. Times of prayer help people stay focused on the mission of the project as well as aware of God's empowering presence.

### **Casting**

- Consider teaching one of the movement sections and one of the speaking sections from the piece to everyone at the beginning of your rehearsal process so that you can gauge your cast's abilities. It's ok if they don't all end up performing what you've taught. This is an easy way for you to figure out casting without holding an audition, which creates unnecessary pressure.



## Altar Call Training for Jesus Theatre

### **Giving an effective Altar Call after the Jesus Theatre involves:**

- (1. Understanding the message and imagery of the piece
- (2. Translating that message into a personal invitation
- (3. Partnering with Holy Spirit

### **Choosing the Right Person**

Consider choosing someone for this role who is gifted in partnering with Holy Spirit to communicate well and introduce people to Jesus. It also helps if this person is well acquainted with the Jesus Theatre piece and carries authority as a spiritual leader.

### **Giving the Altar Call**

During the last scene of the piece, start praying for wisdom and insight on how to partner with what God is doing in the room. At the close of the piece, move to the microphone and begin the invitation.

- (1. Share that this moment is an invitation for people to give their lives to Jesus, just like the closing scene.
- (2. Recap the story briefly using the imagery from the piece that the children have just seen. Link the story to a personal application for their lives explaining what it means to “Come Home.”
- (3. Give the invitation by inviting those who want to receive Jesus as Lord of their life to stand up and come forward.

### **Prayer Time**

Use your cast as the prayer ministry team along with a few other spiritual leaders on camp. (Note: See “Jesus Theatre Prayer Team” below).

- (1. Once the children have come forward and settled, do a repeat after me salvation prayer with everyone who has responded to the altar call.

*Example Salvation Prayer: Dear Jesus, I believe that you are the Son of God. I believe that you died on the cross for my sins. I am a sinner and I ask for your forgiveness. I want you to be the leader of my life and my best friend. I invite you to come into my heart right now and become Lord of my life.*

*Jesus, I choose to come home today through giving my life to you. Help me to always live my life for you. Amen.*

(2. Invite the ministry team members to pray over the children near them.

Prayer Ministry team members can ask children if they can pray for them, and then: (1. Bless & agree with what God is doing in the children’s lives for salvation and (2. Offer to pray for them for the baptism of the Holy Spirit.

(3. Direct people to return to their seats and/or linger in what God is doing. Dismiss the audience and/or hand the meeting over to whoever is there to direct the people to their next activity.

### **Follow-Up**

That evening: It is recommended that the Cabin Devotions after the Jesus Theatre are an intentional time of debriefing the children’s experience. Some ideas include:

- Do they understand the story they saw? (Explain if needed)
- Were there any moments of the piece that stood out to them?
- What did they experience/feel from God?
- Did anyone give his or her life to Jesus for the first time?
- Document the testimonies.

Following Day: Consider making reference the next day to what happened in the children’s lives at the Jesus Theatre the night before.

Ongoing: Partner with camp staff and/or corps to provide follow-up.

### **Suggestions for Logistics:**

- Develop a “Jesus Theatre Prayer Team,” who will help pray for kids at the Altar as well as intercede during the piece.
- Assign 4-6 other people ahead of time to help direct traffic. They can send a few kids to each ministry team member.

### **Suggestions for Altar Call Process & Flowing with Holy Spirit:**

- Learn to pause/wait during the invitation, as you feel led. Holy Spirit is breath, and you can learn to breath with Him allowing those in your care to enter into the divine moments that present.
- Feel free to make multiple invitations if you feel that God is still working in the room among the audience.

- Don't try to do the Holy Spirit's job. Manipulation or control of any kind are not necessary and can be harmful.
- Keep the people in the room engaged in what is happening by encouraging them to stay quiet or pray to respect what God is doing.
- For the repeat after me prayer, you can tell the children that you are going to lead them in a prayer to surrender their lives to Jesus. But that salvation is not in the words of the prayer but in the position of their hearts before God.

## Notes



