

Jesus Theater

The Way

Written By: Katie Luse



Director's Manual

Jesus Theater “The Way”

Director’s Manual

*Written by:
Katie Luse*

*Compilation Support: Erin Morgan
Prop Design: Ryan Livingston*

The Salvation Army Eastern Territory



Table of Contents

LETTER TO DIRECTORS	5
WORKSHOP OVERVIEW	7
SECTION 1: THE WAY.....	9
OVERVIEW OF THE WAY.....	11
SCENE OUTLINE.....	13
SCENE NOTES & TIME CODES.....	15
MUSIC LIST	21
NARRATION	23
PROP LIST	27
PROP CONSTRUCTION NOTES	29
MATERIALS & VENDOR LIST	31
SECTION 2: SUPPORTING RESOURCES.....	33
PASTORING YOUR CAST	35
BASICS OF THE STAGE, REHEARSAL, & CASTING.....	37
ALTAR CALL TRAINING	39
INTERCESSORY PRAYER	43
SECTION 3: NOTES	47
REHEARSAL NOTES.....	49
NOTES.....	63
APPENDIX A: CUBE-BUILDING BLUEPRINT.....	67
APPENDIX B: ARROW TEMPLATES	69
APPENDIX C: STATISTICS FORM	83

Letter to Directors

Dear Director,

It is with great excitement that I share this material with you! I honor you as one who is investing time and energy into advancing the Kingdom of God through Creative Arts. Before you get started here, I want to provide some context for this material and this ministry.

The **Jesus Theater** is a Creative Arts presentation of the gospel of Jesus Christ, originally created for camp ministries. It is designed for an audience of children/youth and is thirty minutes in length. The production includes theater and visual art as mediums through which God’s story is shared.

The Apostle Paul writes, “**For the Kingdom of God is not a matter of talk but of power**” (1 Cor. 4:20). It is my conviction that whenever the Gospel is preached, it comes with a demonstration of power. The Jesus Theater experience is one wherein the cast members themselves encounter the power of God’s story in the rehearsal process. They then become a living testimony on stage through which the power of God is demonstrated with an authentic invitation for others to meet Jesus in similar ways.

This mode of Performing Arts Ministry is dependent on real life testimonies, experiences with Jesus, during the rehearsal process and throughout performances. We call this “**Testimony Art.**” These living, acting, dancing testimonies become the art through which God moves with power to bring others to Himself. The Presence of God is key in this ministry, as He is the one to draw people to Himself.

One of the best ways to “catch” this mode of performing arts ministry is to attend a **Jesus Theater Workshop** which is designed specifically to train Directors in leading this ministry in their own context. I highly recommend this training for those who plan to utilize this material. When this training is not an option, these materials can be used directly. I advise you to do so with care to protect the importance of an authentic process with the Gospel of Jesus for those involved.

Over the last few years, we have documented over 28,000 people who made salvation commitments and re-commitments to Jesus through this Jesus Theater ministry. It is my hope that together we will **continue to preach the Gospel** and see tens of thousands more come home to Jesus. Let's be harvesters together for our Lord, so that He can have the reward of His suffering!

I encourage you to utilize the **stats sheet** at the end of this booklet to keep track of what God is doing and share that with our team. We want to celebrate together and encourage one another through the testimonies that are experienced in each location.

May you and all who touch this ministry encounter Jesus in a fresh and living way. May renewal come to you and your cast as you dive into this story, and may more happen than you could ask, imagine or dream!

Be blessed!

For Jesus,

Katie Luse

Workshop Overview

PURPOSE

The purpose of this workshop is to help individuals effectively communicate the Gospel in a creative way--specifically, by equipping people to direct a Jesus Theater at their divisional camp. Camps that have included the Jesus Theater in their programming have seen an increase in number of children making first time commitments to Jesus Christ.

THE WORKSHOP

The workshop will include rehearsal times (learning portions of the production), practical teaching about producing a performance, as well as times of discipleship (learning how to share the Gospel through this art form). Participants will receive resources for directing this production in their context.

ATTENDEES

Leaders who desire to utilize the Jesus Theater for any variety of ministry locations are encouraged to designate a potential “Director” and “Assistant Director” who are capable and interested in overseeing this ministry in their setting. Previous experience in teaching, discipleship and/or creative arts is encouraged. At least one of the two leaders should be committed to camp for the summer.

SECTION 1: THE WAY

Overview of The Way

JESUS THEATER **The Way**

OVERVIEW: This Jesus Theater production is titled “The Way.” It utilizes the imagery of arrows to share the gospel through basic movement, silent acting, and a basic narration. This piece focuses on Jesus being *The Way*; the answer to our need for direction and belonging.

USE OF MATERIALS: This Jesus Theater manual is to be used primarily as a point of reference as your cast walks through the creative process together. As with any Jesus Theater cast, each has its own unique journey and ultimately, prayerfully, its own holy experience that, over time, becomes deeply personal – and will only then become a true ministry opportunity to reach outward in to the souls of others for the Kingdom.

MAIN SCRIPTURE: Jesus answered, “I am the way and the truth and the life. No one comes to the Father except through me.” John 14:6

CAST: The piece is designed for a cast of 11 strong, focused individuals. It can be altered for various cast sizes as needed. Main characters include:

- **Father God** – *fatherly disposition, able to display emotion, stabilizing presence*
- **Jesus** – *relational disposition, able to relate to people on stage authentically, spiritual and emotional maturity, able to have fun, young/brotherly preferred*
- **Satan** – *An aloof and yet cunning disposition. Needs to have presence. Able to be in command.*
- *8 more strong, focused individuals*

SET

- Clothesline or other means of hanging the net backdrop (ceiling hooks)
- Black Net hanging from hooks/clotheslines (see prop list for details)
- 4 black boxes (see construction plans in Appendix if you don’t have any)

Supporting Activities: Consider utilizing Arts & Crafts to support the Jesus Theater theme through providing children with materials to create an arrow necklace, pendant, etc. Other activities/games on the topic of “finding your way” “lost and found” “there is One Way” can provide preparatory exposure to the narrative, helping children understand the story more clearly.

Scene Outline

Note: This a draft outline of the piece. Use video resource for specifics.

Part 1: Unbroken Friendship

NARRATION #1 (Music: For The Love Of A Princess, Part 1)
ENJOYING THE GARDEN (Music: N'rymaka)
TEMPTATION (Music: Good To Be Alive)
THE FALL (Music: Where)

Part 2: Broken Friendship

NARRATION #2 (Music: For The Love of A Princess, Part 2)
GETTING LOST (Music: Thunder)
FAILED CONNECTION (Music: Say Something)

Part 3: Jesus – The Way

NARRATION #3 (Music: O Come Emmanuel)
CALLING DISCIPLES (Music: Beauty of Grace)
MINISTRY OF JESUS (Music: Now We Are Free)

Part 4: Restored Friendship (Invitation)

NARRATION #4 (Music: Now We Are Free)
CRUCIFIXION (Music: Reckless Love)
RESSURECTION (Music: Show Goes On)
INVITATION (Music: Extravagant)

Scene Notes & Time Codes

Note: Below are estimated time codes for the scenes to support the rehearsal video. These will change based on your cast size and personal rehearsal process. These are intended to support your rehearsal process, and do not need to be followed exactly.

Part 1: UNBROKEN FRIENDSHIP

SCENE 1: NARRATION #1 (Music: For The Love Of A Princess, Pt. 1)

0.00 God stands center facing upstage. Man and woman sit behind two cubes splitting center, one cube SR, one SL

0.21 God hangs arrow on the clothesline, creates man and woman and establishes friendship.

1.05 God shows man and woman the way to go, they agree to walk in it.

1.23 God shows man and woman the world (audience) man and woman sit on sl cube.

1.35 “come” all circle around the boxes they were on, woman ends standing on cube, man and God sitting.

SCENE 2: ENJOYING THE GARDEN (Music: N’rymaka)

0.00 God claps along with music, man and woman react and learn how to clap along (5x).

0.28 8th clap- cast in aisles clap along 4x

0.43 Cast slowly lift hats in aisle and sway back and forth, God and man and woman mirror

0.54 Cast run forward, repeat sway, play with hats and dowels moving towards the stage.

1.22 God claps to draw all cast on stage. Sway.

1.36 God creates the stars, all marvel and set SR to watch God give hat to man.

2.07 Cast shift to SL for Woman hat.

2.13 God, man and woman hug

2.20 Hallelujah, all raise arms up, sway R,L, and bow God blows around they react.

Repeat

2.44 God shows man and woman around while cast forms a tree with the dowels.

Enemy enters with crooked arrow in the tree. God instructs not to take that. They shake on it.

3.13 Clapping resumes. Cast slowly leaves stage clapping.

SCENE 3: TEMPTATION (Music: Good To Be Alive)

0.00 Woman party dances in and resets cubes to be 2 splitting 1/4 R and L.

0.23 All cast runs in and joins dancing in V formation.

0.37 Cast spreads out. Enemy enters SL tries to catch attention, runs SR tries again, Woman sees crooked arrow but keeps eyes on arrow. Stands in front of it while enemy taunts with arrow until it becomes appealing.

1.33 She exchanges hat for arrow and has fun dancing with arrow. Cast also dances, but it is destruction. Man reenters and exchanges hat for arrow.

SCENE 4: THE FALL (Music: Where)

0.00 2 cubes are pushed together to split center. And and woman stand on cubes ashamed. Cast surrounding.

0.11 Man and woman step down as God enters and extends hand for friendship shake. They shake but crooked arrow slowly lifts to pull them away.

0.36 Man and woman walk to cube SR woman on cube man next to it. God on cube SL. Enemy SR.

Part 2: BROKEN FRIENDSHIP

SCENE 5: NARRATION #2 (Music: For The Love of A Princess, Pt. 2)

Hold picture.

0.20 “separated” look away from God and slowly exit with enemy SR. God exit SL.

0.47 “outside” man and woman enter and start hooking net and hats to be stuck.

0.50 3 cast members enter as hurt people, SR using cube for levels. Man and woman join them.

1.12 Judge steps onto two center cubes and shares message with people SR, people turn away. Crooked arrow points them away.

1.35 Human king stands on SR box, is handed arrow.

In Silence- Cast exits SR, God exits SL

SCENE 6: GETTING LOST (Music: Thunder)

4 cast run in with crooked arrows. Leaning, stand up on cubes. Simple movement as enemy leads in the rest of cast behind cubes. Leaning with music.. create one line, Lift arrows.

Enemy leads them around upstage to DSR then all get lost following their crooked arrows.

One cast jumps onto SL cube they start to circle cube until the person hops down. All are confused again.

One cast jumps up onto Center R cube and points arrow different directions, cast follows the arrow. Person joins into the group.

All confused making a line downstage, enemy whispers and cast delivers lines 2x
2nd time cast moves into positions for next scene, in despair.

SCENE 7: FAILED CONNECTION (Music: Say Something)

0.10 Lift arrow

0.16 Drop on “small”

0.20 Look at arrow standing,

0.26 Lower arrow

0.31 Lift arrow both hands, heavy

0.36 Fall to ground

0.40 Sweep ground getting onto all 4's crawl back to spot.

0.51 Lift arrows one at a time.

0.57 Grab dowel with outside hand, bring arrow to outside, look at arrow

1.03 Stand as one cast member goes to main arrow, but follows their own arrow.

1.21 Lift arrow, arrow towards you, push away 2x

1.27 Sweep arrow behind back into inside arm, drop on “pride”

1.32 One cast member tries to make connection with another person, but fails as cast exits.

2.47 One cast member left sitting on Center R box alone.

Part 3: JESUS – THE WAY

SCENE 8: NARRATION #3 (Music: O Come Emmanuel)

0.00 One cast member gathers up all crooked arrows God reaches out while she gathers. SL cube

0.37 Jesus enters to SR cube

1.04 God takes down silver arrow and gives it to Jesus. Jesus wears the arrow, God sends him to earth, Jesus exits down center aisle.

SCENE 9: CALLING DISCIPLES (Music: Beauty of Grace)

One cast member enters SL with crooked arrow, sits on center cube and uses arrow to fish.

Jesus enters SR onto cube, claps 2x, man looks back

Jesus sits next to him and taps his shoulder

Walks around him and extends his hand for a handshake.

Jesus gets a hat from the netting and offers it to the man, in exchange for the arrow.

Man gets dizzy looking at arrow, makes the exchange.

Man follows Jesus around the stage. Cast member enters from SR with arrow over back weighed down standing on center cube. Jesus stands on SL cube offering hat to woman.

She makes the exchange.

Shakes hands and follows him.

They sit on SL cube in handshake with Jesus.

SCENE 10: MINISTRY OF JESUS (Music: Now We Are Free)

0.00 Possessed woman enters with all arrows and enemy following, cast creates a crowd being her SR.

0.32 She scares cast to SL

- 0.39 Jesus shhhh's
- 0.50 Jesus claps and she is free! Handshake to establish friendship. Cast watches.
- 1.13 Jesus takes off the arrow and offers it as bread standing on SL cube cast eats.
- 1.22 One member lays dead on center cube while a friend begs Jesus to help.
- 1.40 Jesus raises her and the friend rejoices!
- 1.50 Cast sets the stage for Palm entrance.
- 2.08 Jesus walks over netting cast throwing arms up to celebrate.
- 2.41 Jesus comes to center cube arrangement and talks to the cast. Jesus sets down the arrow and shakes hands with a friend.
- 3.02 Jesus lifts arrow showing people the way
- 3.25 Cast falls asleep. Father enters from SL.
- 3.30 Jesus begs to be let out of this. Father encourages. Jesus puts the arrow back on. Father and son shake hands. Father exits SL. Jesus stands on cube.

Part 4: FRIENDSHIP RESTORED

SCENE 11: CRUCIFIXION (Music: Reckless Love)

- In Silence- Jesus exits SR Enemy enters SR to replace where Jesus is and whispers.
- 0.00 Cast picks up arrows confused and exits both sides of the stage. Cast on outside aisles, Jesus walks down center aisle.
 - 0.44 Yell "crucify" 4x, run down center aisle
 - 1.00 "crucify" 4x Jesus stumbles onto cubes
 - 1.18 SR arrows out w/ Jesus arm. SL same
 - 1.26 Cast circles around
 - 1.35 8 pushes, 1 prep and then stab Jesus.
 - 1.50 Each cast member hands off arrow to Jesus and then exits. Father turns away.

Enemy closes the tomb in silence. And sits on cube

SCENE 12: RESURECTION (Music: Show Goes On)

- 0.03 Father sends enemy away
- 0.13 Father claps 4x on 4th Jesus comes back to life

0.28 Cast enters yelling “he’s alive” into a line upstage to do dance with Jesus and Father.

SCENE 13: INVITATION (Music: Extravagant)

0.00 Jesus lifts arrow over his head. Cast arranges the stage for final picture.

Cast starts SR, Jesus points arrow to Father who’s on a cube w/ hats

Cast decides between enemy w/crooked arrow and Jesus.

Final picture, Cast holds large arrow, Jesus offers hat to audience.

Music List

The piece is to be underscored entirely with music. The list below is a suggested music list. ****Songs must be purchased for individual use.**

- **For the Love of a Princess**, London Symphony Orchestra & James Horner, Braveheart (Soundtrack from the Motion Picture)
- **N'rymaka**, Neto Eleuterio, N'rymaka
- **Good to Be Alive (Hallelujah)**, Andy Grammer, Magazines or Novels (Deluxe Edition)
- **Where**, Lisbeth Scott, The Chronicles Of Narnia: The Lion, The Witch And The Wardrobe
- **Thunder**, Imagine Dragons, Evolve
- **Say Something**, A Great Big World & Christina Aguilera, Is There Anybody Out There?
- **Come O Come Emmanuel (Instrumental Version)**, Ian McIntosh, Emmanuel (Bonus Track Version)
- **Beauty of Grace** (Thad Fiscella, The Road Home)
- **Now We Are Free**, Lisa Gerrard, Gavin Greenaway, The Lyndhurst Orchestra, Bruce Fowler, Yvonne S. Moriarty, Walt Fowler, Ladd McIntosh, Elizabeth Finch, Jack Smalley & Hans Zimmer, Gladiator (Music from the Motion Picture)
- **Reckless Love**, Cory Asbury, Reckless Love - Single
- **The Show Goes On**, Lupe Fiasco, NOW That's What I Call Music, Vol. 39
- **Extravagant (Live)** (Bethel Music, Steffany Gretzinger & Amanda Cook, Starlight (Live))

Note: Two music lists will be provided (1. Music with Narration (2. Music Only

Narration

Recommended as a Voice Over

Narration #1

In the beginning God created the heavens and the earth. Everything seen and unseen was designed, fashioned, and formed by Him.

At the pinnacle of his creation, he pulled from the dust and created man and women. He created a bond between them, a bond with them. God created them to be his friends.

In the beginning, there was pure friendship between God and man.

Unbroken friendship.

~

God showed the first man and women the right way to live so that they could stay in unbroken friendship with Him. “This is the way,” He said. “Walk in it.” They understood. He then proceeded to share with them all that He made.

“All of this, He said, “is for you and I to enjoy.” “Come, let’s live!”

.. and the adventure of friendship with God began.

Narration #2

The first man and woman made a bad choice. They disobeyed God. They chose the way He told them not to go. This separated them from Him. This broke the friendship. They were forced to leave his presence. And left under a curse.

~

Outside of God’s care, things were hard. They had kids, and their kids didn’t know God either and so they hurt each other. And hurt people kept hurting people for a long time ... until things became very dark. And the people, very lost.

God appointed a judge to help. This person would talk to the people for Him about how to find their way back into friendship with God. But the people didn’t listen to the judge. They kept going their own way instead.

Then the people decided that they wanted a human King instead of a God. They wanted another person to lead them. This made God sad, but he let them have what they wanted. A King was appointed and the people grew further and further away from God, forgetting the friendship that they had with Him in the beginning.

But God did not forget. He determined in His heart that He would find all who were lost and show them – The Way.

Narration #3

People need God, so when they forget about the True God they end up making other things like a god in their life and build friendship with things that are not safe for them.

Like busyness.

Like money.

Like drugs.

Like anger, addiction, lying, hatred, loneliness ...

Everyone is looking for something to solve their need for love.

But there is only One Way for that to be solved.

One.

~

God made a choice, in a time of great darkness to send His One and only son Jesus into that darkness to seek and save that which was lost, to solve the world's love deficit through Himself, to be The Way.

Jesus.

The Way,

The Truth,

And The Life.

Narration #4

Jesus came to bring life and life to the full. He healed the sick, cast out demons, raised the dead. He courageously confronted the injustices of his time. He loved the poor and built friendship with people who felt unloved. Jesus was a bright light in a dark time... showing people The Way.

But Jesus did not just come for the people of His time.

He came for all people of all time.

You see ... a sacrifice was needed to restore lost friendship with God. A sacrifice was needed for forgiveness of sins, to liberate people from guilt and shame. A sacrifice was needed to make healing available to all. A sacrifice was required to provide an invitation into eternal life with God.

Jesus became that sacrifice, one for all,
by giving His own life so that you could be saved.

Prop List

Main Props:

- Silver Metallic Baseball Hats** (1 per/cast member)
- Distorted Arrows** (materials listed below)
- Jesus' Arrow** (materials listed below)
- Netting for Backdrop** (suggestion: pond net cover)
 - Clothesline/Hooks to hang
 - Clothespins (100 for multiple performances)

Supporting Prop Materials:

- Foam Core** (10 poster size white foam core)
- Spray Paint**
 - Silver Metallic (2 cans)
 - Gold Metallic (2 cans)
 - Black (2 cans)
- XACTO Knives** (to cut foam core)
- Wooden Dowels** (½ inch x 36 inch, 2 per cast member)
- Duct Tape**
 - Silver Metallic (2 rolls)
 - Gold Metallic (2 rolls)

Jesus Arrow Materials:

- Large foam core
- Backpack with shoulder straps and front strap
- Glue (for foam core arrow to backpack)
- String (for securing)
- Fabric scissors (for backpack)

Costume List:

- Cast in all jeans with black t-shirt
- Jesus character in jeans/white t-shirt
- Father God character in jeans/white t-shirt
- Satan in jeans and red t-shirt w/black shiny baseball hat

Set:

- Clothesline or other means of hanging the net backdrop (ceiling hooks)
- Black Net hanging from hooks/clotheslines (see prop list for details)
- 4 black boxes (see construction plans in Appendix if you don't have any)

Prop Construction Notes

Arrow Construction Notes: *Below are instructions on how to create the arrows. These can be used as much as is helpful to guide the process. Alternate ideas and solutions are encouraged where needed!*

Crooked Arrows:

1. Start with a full coat of gold spray paint on both sides and let that dry.
 2. Take a plastic shopping bag and spray paint it black on the outside.
 3. Put your hand inside the bag and use it to create texture on the arrows.
- **Alternate idea:** Sponge paint arrows instead of using the plastic bag
 - **Goal:** Grungy texture with a hint of shimmery gold so the arrows can be sinister but also appealing/shiny.

Connecting Sticks To Arrows:

1. Use heavy duty Velcro.
 2. Take two strips of soft Velcro and wrap around the dowel where arrow will be.
 3. Put spikey Velcro on arrow.
 4. Attach arrow to dowel.
- **Alternate idea:** Duct tape, additional sticks will be needed for hat scene in the beginning of duct tape is used
 - **Goal:** Arrows on sticks!

Materials & Vendor List

ITEM	DESCRIPTION	VENDOR	LINK	#	UNIT PRICE	TOTAL
Clothesline	Cloth clothesline (not plastic)	Amazon	https://www.amazon.com/gp/product/B0013L5DFC/ref=oh_aui_detailpage_o06_s02?ie=UTF8&psc=1	1	\$2.82	\$2.82
X-ACTO Knife	X-ACTO Knife to make arrows	Amazon	https://www.amazon.com/gp/product/B005KRSWM6/ref=oh_aui_detailpage_o06_s02?ie=UTF8&psc=1	1 or 2	\$3.97	\$3.97
Backdrop-Netting	Fishpond netting used for backdrop (15x20)	Amazon	https://www.amazon.com/gp/product/B01K18B534/ref=oh_aui_detailpage_o06_s01?ie=UTF8&psc=1	2	\$17.57	\$35.14
Clothespins	Wooden clothespins used to hang hats (Set of 50)	Amazon	https://www.amazon.com/gp/product/B00WNFZH30/ref=oh_aui_detailpage_o06_s01?ie=UTF8&psc=1	1	\$6.29	
Silver Duct Tape	Silver duct tape used to make props	Amazon	https://www.amazon.com/gp/product/B01F2UELLG/ref=oh_aui_detailpage_o06_s01?ie=UTF8&psc=1	2	\$9.97	\$19.94
Gold Duct Tape	Gold duct tape used to make props	Amazon	https://www.amazon.com/gp/product/B0065LRTES/ref=oh_aui_detailpage_o06_s00?ie=UTF8&psc=1	2	\$3.37	\$6.74
Silver Spray Paint	Silver spray paint used for God arrow	Amazon	https://www.amazon.com/gp/product/B013LT6JS8/ref=oh_aui_detailpage_o05_s03?ie=UTF8&psc=1	2	\$6.78	\$13.56
Gold Spray Paint	Paint for arrows	Amazon	https://www.amazon.com/gp/product/B013LT6GH2/ref=oh_aui_detailpage_o05_s03?ie=UTF8&psc=1	2	\$7.03	\$14.06
Black Spray Paint	Paint for arrows	Amazon	https://www.amazon.com/gp/product/B0009XB3VI/ref=oh_aui_detailpage_o05_s03?ie=UTF8&psc=1	2	\$6.02	\$12.04
Poster Size Foam Core	Used to make arrows	Crafts Store		10		
Wooden Dowels	Length 3ft, width 1/2in 1 for each cast member	Crafts Store				
Heavy duty velcro (black)	Used to attach arrows to dowels	Amazon	https://www.amazon.com/dp/B00114LOMM/ref=psdc_1068992_t2_B000WFRMBI?th=1	1	\$20.00	\$20.00
			https://www.amazon.com/gp/product/B07281J4BQ/ref=oh_aui_detailpage_o05_s03?ie=UTF8&th=1			

Jesus Theater – The Way

ITEM	DESCRIPTION	VENDOR	LINK	#	UNIT PRICE	TOTAL
Silver Baseball Hat	1 for each cast member	Amazon	https://www.amazon.com/gp/product/B07281J4BQ/ref=oh_aui_detailpage_o05_s03?ie=UTF8&th=1		\$13.85	
Black Shiny Baseball Hat	1 for cast member playing the enemy	Amazon				
Backpack	Inexpensive backpack with front shoulder straps and waste strap. <i>This will be used to attach the Jesus arrow to it.</i>	TBD				
String	Thin rope to attach the backpack to the arrow.	TBD				
Glue	Glue to attach backpack to the arrow.	TBD				
Fabric Scissors	For cutting the backpack in half, so the part that goes on the back can be attached to the arrow.	TBD				

SECTION 2: SUPPORTING RESOURCES

Pastoring Your Cast

Below are a few practical tips on mentoring your cast.

1. Allow people time to get comfortable.

I recommend placing a few scenes before you try to mine your cast emotionally and spiritually for connection with the story. A few hours of rehearsal will enable them to become comfortable with you, one another, and the stage/rehearsal space. After you make some technical progress, you can sit them down and begin asking questions about how they connect with the story.

2. Set the vulnerability bar yourself.

Transparency in groups generally comes through one courageous person who is willing to be vulnerable. After this vulnerability bar is set, it is much easier for the rest of the group to enter into trust with one another. I recommend that you, as the leader, consider being that person and share honestly with your group about your life, your story, and how it connects to the story you are telling in this piece.

3. Find “Holy-Spirit” moments.

As you are teaching, you will find that there are certain moments in the piece that are primed for processing matters of the heart. This can include anything from a decision point on stage, to a response from Father God, a gesture of Jesus, a picture that sits with a weight of meaning, etc. When you recognize a moment of potential depth, stop the rehearsal. Ask people what they sense, feel, or see about this moment.

4. Ask Questions.

Questions will help draw out what is inside of your cast. Here are some helpful questions you can use both within rehearsal and to give to your cast as homework between rehearsals. Make them specific to moments in the piece.

- What is one moment in this piece that is personal to you?
- What do you think is significant about this moment?
- Is this moment real for you? Do you know it in experience?
- What do you need to let go of?
- What does this gesture mean to you?
- How do you think Jesus feels in this moment?
- What motivates people to run from God?
- What motivates people to run towards God?

5. Prayer.

Spend time praying together as a group. More information about this can be found below in the “Intercessory Prayer” section of this manual.

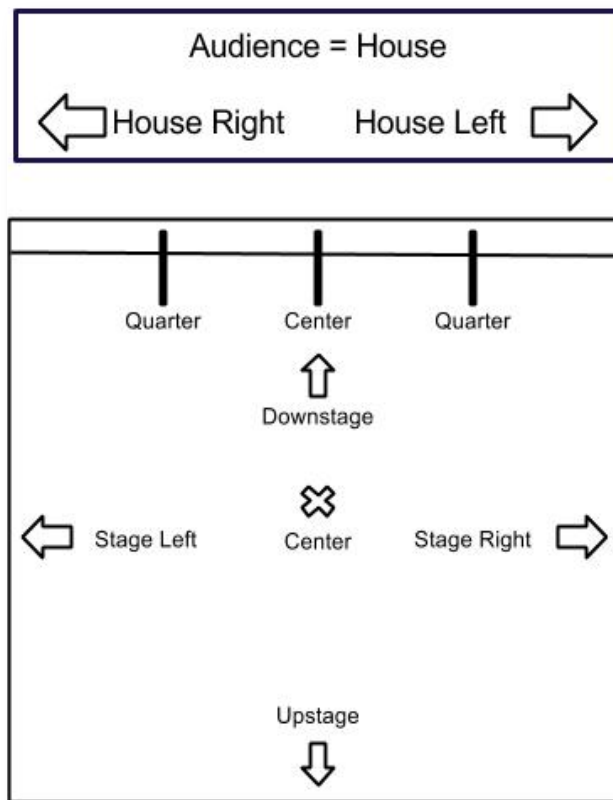
Notes on Casting:

- **Prayerfully choose** who will play what role for this piece. Often people will end up in a role that is suited to something God is doing or challenging them in during this season of their lives. Roles can become quite personal in this ministry.
- It can be helpful to **double cast** the main roles, especially that of the enemy. This will relieve someone from having to play a dark role all the time and will give them the opportunity to be in a redemptive role for certain performances.

Basics of the Stage, Rehearsal, & Casting

Use simple stage directions to avoid confusion.

- **Stage Right:** Facing the audience, actor's right
- **Stage Left:** Facing the audience, actor's left
- **Downstage:** Front of the stage (older theaters the stage would be slanted down towards the audience)
- **Upstage:** Back of the stage
- **Center:** Center of the stage
- **Quarter:** Halfway between the center and the side end of the stage
- **House Right:** Audience's right
- **House Left:** Audience's left



Rule of Thumb

- Never turn your back to the audience, unless it is a clear choice.
- When interacting with another actor profile, keep slightly open to audience, they should always feel included and welcomed in what's happening on stage.
- If you can see the audience, they can see you.
- Don't stand too close to the edge of the stage. The audience should be focused on the story rather than wondering if the actor will fall.

Backstage Etiquette

- It's helpful to create a backstage area so that actors have a place to be while not performing on stage, it also defines the performing space. If you don't have a built-in backstage area consider using material (pipe and drape).
- Backstage is part of the stage. Conversation should wait until after the show.
- Keep backstage props confined to designated space. (Props should be easily accessible and organized to avoid confusion)
- Be aware of other actor's entrances and exits to avoid collision.

Rehearsal Techniques

- Get to rehearsal space early to set up.
 - Setup music
 - Make sure furniture is not in your way
 - Have props ready for scenes that will be worked on
- Set specific goals for each rehearsal. Share your goals with your cast at the start of rehearsal, "The goal for this rehearsal time is to finish the opening scene and begin..." But keep in mind that some things will change as rehearsal progresses; be open to changing your goals.
- Your cast will reflect what you, the director projects. If you are tired and worn out you will very quickly see your cast go from excited and energized to lethargic and unfocused. Prepare yourself physically and mentally for rehearsals. Rehearsal time requires more from the director than it does from the cast. Be prepared!
- Consider having closed rehearsals. Having people watching rehearsal creates extra noise and distraction that will quickly eat up your time. Don't be afraid to tell people that they can come back and watch during a final run-through.
- Consider your cast size. Too many people can create confusion and make focused rehearsal time harder to achieve.
- Include prayer in every rehearsal. Times of prayer help people stay focused on the mission of the project as well as aware of God's empowering presence.

Casting

- Consider teaching one of the movement sections and one of the speaking sections from the piece to everyone at the beginning of your rehearsal process so that you can gauge your cast's abilities. It's ok if they don't all end up performing what you've taught. This is an easy way for you to figure out casting without holding an audition, which creates unnecessary pressure.

Altar Call Training

Giving an effective Altar Call after the Jesus Theater involves:

- (1. Understanding the message and imagery of the piece
- (2. Translating that message into a personal invitation
- (3. Partnering with Holy Spirit

Choosing the Right Person

Consider choosing someone for this role who is gifted in partnering with Holy Spirit to communicate well and introduce people to Jesus. It also helps if this person is well acquainted with the Jesus Theater piece and carries authority as a spiritual leader.

Giving the Altar Call

During the last scene of the piece, start praying for wisdom and insight on what God is doing during this presentation, and how to partner with Him. At the close of the piece, move to the microphone and begin the invitation.

- (1. Share that this moment is an invitation for people to give their lives to Jesus, just like the closing scene.
- (2. Recap the story briefly using the imagery from the piece that the children have just seen. Link the story to a personal application for their lives explaining what the symbolism of the piece means.
- (3. Give the invitation by inviting those who want to receive Jesus as Lord of their life to stand up and come forward.

Prayer Time

Use your cast as the prayer ministry team along with a few other spiritual leaders on camp. (Note: See “Jesus Theater Prayer Team” below).

- (1. Once the children have come forward and settled, do a repeat after me salvation prayer with everyone who has responded to the altar call.

Example Salvation Prayer: Dear Jesus, I believe that you are the Son of God. I believe that You died on the cross for my sins. I am a sinner and I ask for Your forgiveness. I want you to be the leader of my life and my best friend. I invite You to come into my heart right now and become Lord of my life.

Jesus, I choose to give my life to you today. Help me to always live my life for You. Amen.

- (2. Invite the ministry team members to pray over the children near them.

Prayer Ministry team members can ask children if they can pray for them, and then: (1. Bless & agree with what God is doing in the children's lives for salvation and (2. Offer to pray for them for the baptism of the Holy Spirit.

- (3. Direct people to return to their seats and/or linger in what God is doing. Dismiss the audience and/or hand the meeting over to whoever is there to direct the people to their next activity.

Follow-Up

That evening: It is recommended that the Cabin Devotions after the Jesus Theater are an intentional time of debriefing the children's experience. Some ideas include:

- Do they understand the story they saw? (Explain if needed)
- Were there any moments of the piece that stood out to them?
- What did they experience/feel from God?
- Did anyone give his or her life to Jesus for the first time?
- Document the testimonies.

Following Day: Consider making reference the next day to what happened in the children's lives at the Jesus Theater the night before.

Ongoing: Partner with camp staff and/or corps to provide follow-up.

Suggestions for Logistics:

- Develop a "Jesus Theater Prayer Team," who will help pray for kids at the Altar as well as intercede during the piece.
- Assign 4-6 other people ahead of time to help direct traffic at the Altar. They can send a few kids to each ministry team member.

Suggestions for Altar Call Process & Flowing with Holy Spirit:

- Learn to pause/wait during the invitation, as you feel led. Holy Spirit is breath, and you can learn to breath with Him allowing those in your care to enter into the divine moments that are presented.
- Feel free to make multiple invitations if you feel that God is still working in the room among the audience.

- Don't try to do the Holy Spirit's job. Manipulation or control of any kind are not necessary and can be harmful.
- Keep the people in the room engaged in what is happening by encouraging them to stay quiet or pray to respect what God is doing.
- For the repeat after me prayer, you can tell the children that you are going to lead them in a prayer to surrender their lives to Jesus. But that salvation is not in the words of the prayer but in the position of their hearts before God.

Intercessory Prayer

Notes on the Role of Prayer in the Jesus Theater Ministry

We believe that the effectiveness of the Jesus Theater is connected to the anointing of the Holy Spirit to draw people to Jesus. **Prayer has a vital role** in preparing the hearts of the cast, the audience and the environment in which the ministry will take place. **We recommend praying/worshipping together as a cast prior to each performance.**

It is also important that the cast members **maintain personal integrity before God** and one another. An environment of open sharing about personal needs and spiritual growth will prove helpful in stewarding the cast to be noble vessels for God's use in this ministry.

Below are **biblical prayers that can be used to strengthen the prayer culture** of your group. These have proved fruitful when prayed in earnest by those who are hungry for God to move in a greater way. Consider choosing one or two to focus on as a cast and or write your own prayer that can be shared with your group.

The Holy Spirit loves to promote Jesus. He is excited about your heart for this ministry. He will back you up as long as you keep your focus on Jesus. One of the best ways to do this is to prioritize time for worship and prayer. Be assured that when this was written, you were also prayed for!

Enjoy the Presence of God as you share in this ministry. You can personally get filled up by taking time to experience God before, during and after a Jesus Theater performance. Remember, God cares for the laborers too. He is present for you.

Learn to love and make time for connecting with the Living God as you share His story! **Make room for prayer in your Jesus Theater Ministry.** It will make a difference for you, your cast, and your audience.

Biblical Prayers

Adapted from Key Apostolic Prayers, Mike Bickle, International House of Prayer

- **Ephesians 1:17-19** – 17That the Father of glory, may give to you the spirit of wisdom and revelation in the knowledge of Him, 18the eyes of your understanding being enlightened; that you may KNOW [experience] what is the hope of His calling [assurance/clarity of God's call for our life], what are the riches of the glory of His inheritance in the saints [our destiny as Jesus' inheritance], 19and what is the exceeding greatness of His power toward us who believe, according to the working of His mighty power...

- **Ephesians 3:16-19** – 16 THAT He would grant you, according to the riches of His glory, to be strengthened with might through His Spirit in the inner man, 17 THAT Christ may dwell [manifest His presence] in your hearts through faith; THAT you, being rooted and grounded in love, 18 may be able to comprehend [experience] with all the saints what is the width and length and depth and height—19 to know the love of Christ which passes knowledge; THAT you may be filled with all the fullness of God.
- **Philippians 1:9-11** – 9 That your love may abound still more and more in knowledge [of God] and all discernment, 10 that you may approve [rejoice in] the things that are excellent, that you may be sincere [no compromise] and without offense till the day of Christ, 11 being filled with the fruits of righteousness...
- **Colossians 1:9-11** – 9 That you may be filled with the knowledge of His will in all wisdom and spiritual understanding; 10 that you may have a walk worthy of the Lord, fully pleasing Him, being fruitful in every good work and increasing in the knowledge of God; 11 strengthened with all might, according to His glorious power, for all patience and long suffering with joy...
- **Romans 15:5-6, 13** – 5 May the God of patience and comfort grant you to be like-minded toward one another... 6 that you may with one mind and one mouth glorify the... Father... 13 May the God of hope fill you with all joy and peace in believing, that you may abound in hope by the power of the Holy Spirit.
- **1 Corinthians 1:5-8** – 5 That you were enriched in everything by Him in all utterance and all knowledge, 6 even as the testimony of Christ was confirmed in you [by miracles], 7 so that you come short in no gift, eagerly waiting for the revelation of... Jesus Christ, 8 who will also confirm you to the end, that you may be blameless in the day of our Lord Jesus Christ.
- **1 Thessalonians 3:10-13** – 10 Praying exceedingly that... [God will release His Spirit and grace to] perfect what is lacking in your faith... 12 And may the Lord make you increase and abound in love to one another and to all... 13 that He may establish your hearts blameless in holiness before our God and Father.
- **2 Thessalonians 1:11-12** – 11 We pray always for you that God would count you worthy of [prepare us for] this calling, and fulfill all the good pleasure of His goodness [plans for us] and the work of faith with power, 12 that the name of... Jesus may be glorified in you, and you in Him, according to the grace of our God.

- **2 Thessalonians 3:1-5** – 1 Pray for us, that the word of the Lord may run swiftly [rapidly increase its influence] and be glorified, just as it is with you... 3 The Lord is faithful, who will establish you and guard you from the evil one... 5 May the Lord direct your hearts into the love of God and into the patience [perseverance or endurance] of Christ.
- **Acts 4:29-31** – 29 Lord... grant to Your servants that with all boldness they may speak Your word, 30 by stretching out Your hand to heal, and that signs and wonders may be done through the name of Your holy Servant Jesus. 31 And when they had prayed, the place where they were assembled together was shaken; and they were all filled with the Holy Spirit, and they spoke the word of God with boldness.
- **Luke 24:49-50** – 49 Behold, I send the Promise of My Father upon you; but tarry in the city of Jerusalem until you are endued with power from on high. 50... He lifted up His hands and blessed them...
- **Acts 2:17-21** – 17 In the last days, says God, that I will pour out of My Spirit on all flesh; your sons and your daughters shall prophesy, Your young men shall see visions, your old men shall dream dreams. 18 On My menservants and on My maidservants I will pour out My Spirit in those days; and they shall prophesy. 19 I will show wonders in heaven above and signs in the earth beneath: blood, fire and vapor of smoke. 20 The sun shall be turned into darkness, and the moon into blood, BEFORE the coming of the great and awesome day of the Lord. 21 Whoever calls on the name of the LORD shall be saved.

SECTION 3: NOTES

Rehearsal Notes

*This space is for the director to prepare notes for rehearsal. Jot down specifics that will help you to teach others.

Scene:				
Music	Script	Set Note	Time	Overview of Scene

Scene:				
Music	Script	Set Note	Time	Overview of Scene

Scene:				
Music	Script	Set Note	Time	Overview of Scene

Scene:				
Music	Script	Set Note	Time	Overview of Scene

Scene:				
Music	Script	Set Note	Time	Overview of Scene

Scene:				
Music	Script	Set Note	Time	Overview of Scene

Scene:				
Music	Script	Set Note	Time	Overview of Scene

Scene:				
Music	Script	Set Note	Time	Overview of Scene

Scene:				
Music	Script	Set Note	Time	Overview of Scene

Scene:				
Music	Script	Set Note	Time	Overview of Scene

Scene:				
Music	Script	Set Note	Time	Overview of Scene

Scene:				
Music	Script	Set Note	Time	Overview of Scene

Scene:				
Music	Script	Set Note	Time	Overview of Scene

Scene:				
Music	Script	Set Note	Time	Overview of Scene

Notes

Notes

Notes

Appendix A: Cube-Building Blueprint

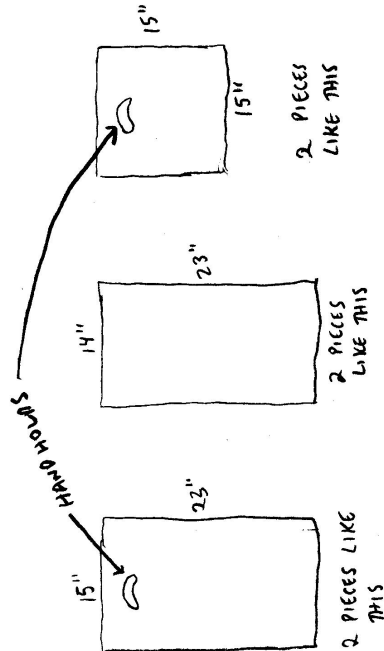
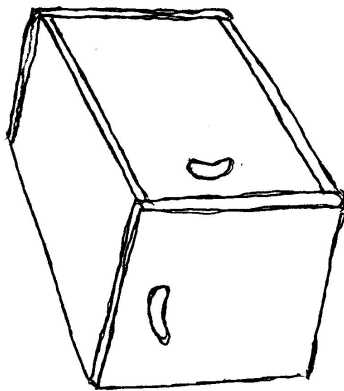
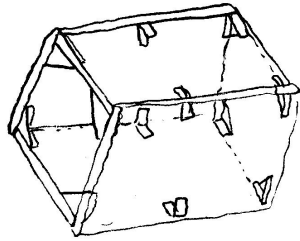
USE $\frac{1}{2}$ " PLYWOOD - NOT ORDINARY
CONSTRUCTION PLYWOOD, BUT
OAK OR CHERRY - TOP QUALITY
HARDWOOD

INSIDE THE BLOCK, PUT
ONE CORNER BRACKET
AT EACH CORNER AND
ONE L-SHAPED BRACKET
IN THE MIDDLE OF
EACH SIDE.

GLUE THE PLYWOOD
TOGETHER (AS WELL AS
USING THE BRACKETS
TO HOLD IT)

ATTACH THE 45" X 15" LIDS
LAST TO SQUARE UP THE
BLOCK. ONE LID YOU
MAY HAVE TO BOLT ON
AND/OR GLUE RATHER
THAN SCREW


SAND EDGES AND CORNERS - ROUND THEM
TO PREVENT SPLINTERING. STAIN
AND POLYURETHANE TO FINISH.





FOUR $\frac{1}{2}$ " L-SHAPED
BRACKETS


EIGHT-3" CORNER
BRACKETS


Appendix B: Arrow Templates




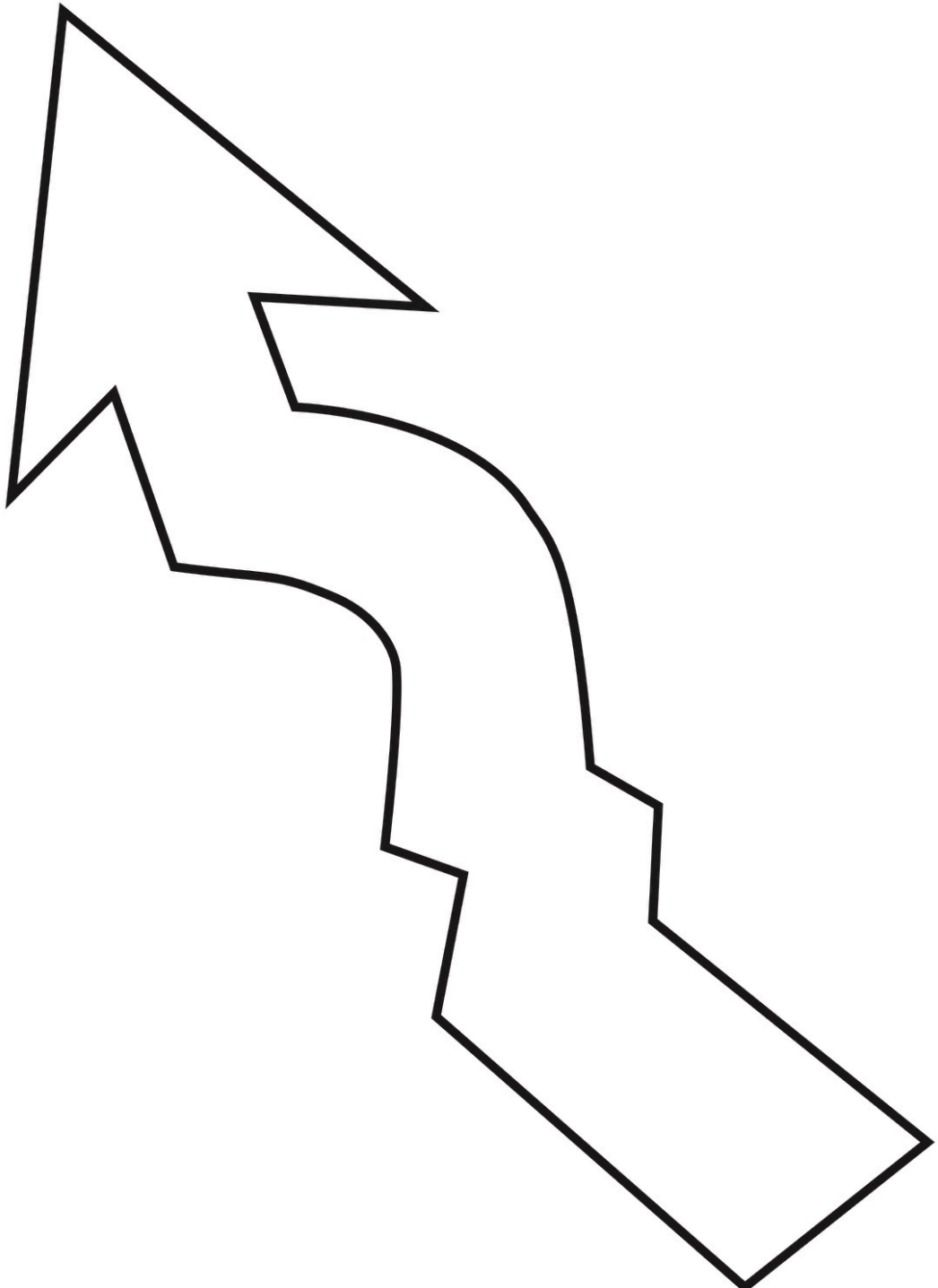











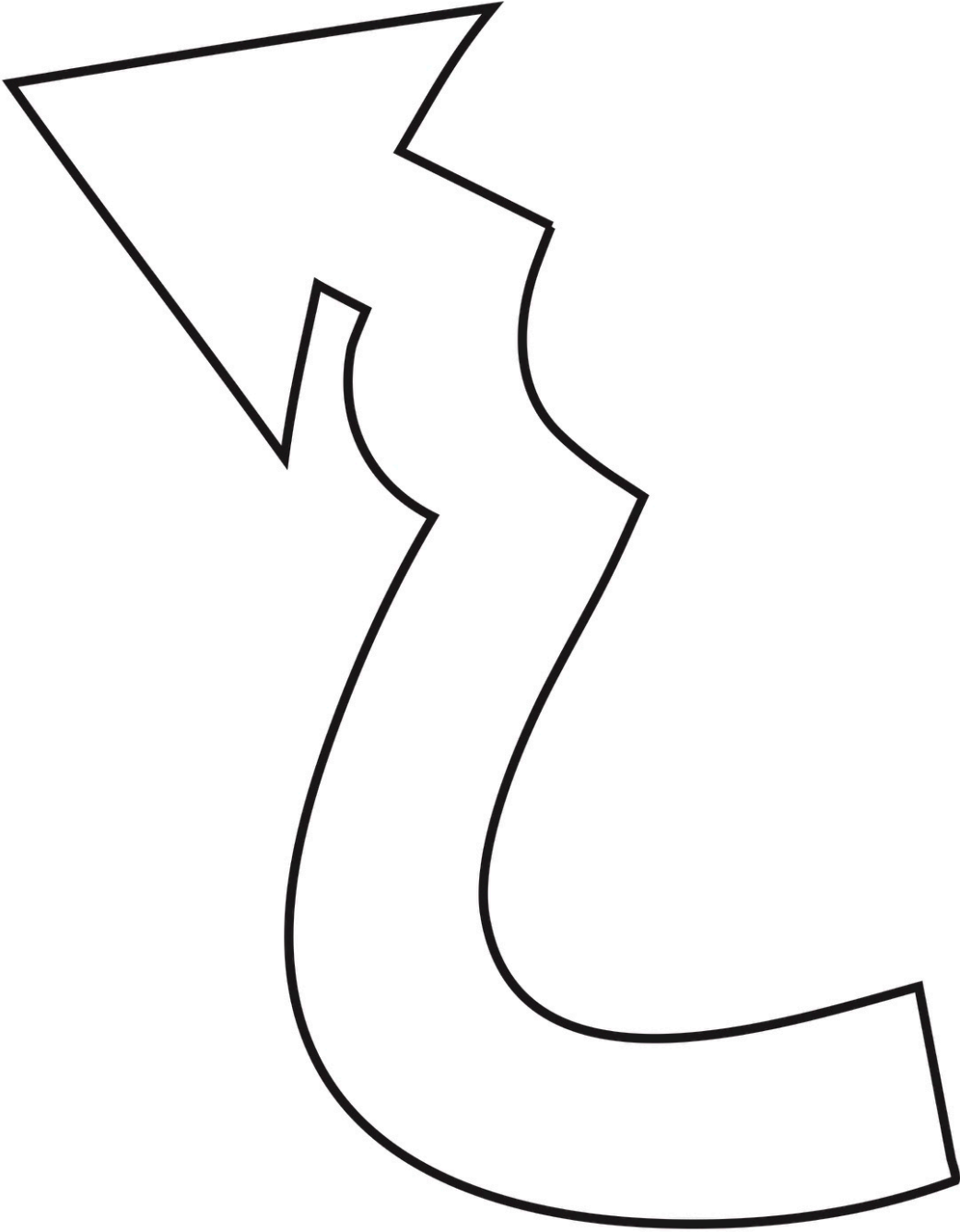





















Appendix C: STATISTICS FORM

(Please Return)

TO DIRECTORS:

Jesus Theater is an expanding team of people who are passionate about sharing the Gospel of Jesus Christ through this form of performing art. We are thankful for your role in this community and are honored to be doing ministry together from various geographical locations.

- If you would like to be added to a **mailing list for directors** of this piece, please send your name and e-mail address to: jesustheater@gmail.com, with the subject line: **Director Intro**.
- We also invite you to join the Facebook Group called **Jesus Theater - THE WAY** for connection with others.

Below is an example stat sheet for your reference. We invite you to track your performances and salvation commitments so that we can include your investment in the overall tracking of the ministry. Please fill in this sheet each time the Jesus Theater is performed. These stat sheets can be submitted through a photograph and e-mailed to: jesustheater@gmail.com. *We encourage you to also share these stat sheets with leaders in your context!*

EXAMPLE STAT SHEET

Jesus Theater Title	The Way
Group/Organization	The Salvation Army
Cast	Camp Sebago
Director	Andre Limes
Director E-mail	Andrelimes287@gmail.com

<u>Date</u>	<u>Location</u>	<u># of 1st Time Commitments</u>	<u># of Re-dedication</u>
June 24, 2018	Camp Sebago, Sebago, ME	42	16

Jesus Theater Stat Sheet

Please fill this out and return a photo or copy to: jesustheater@gmail.com

Jesus Theater Title	
Group/Organization	
Cast	
Director	
Director E-mail	

	Date	Location	# of Estimated Audience	# of 1 st Time Commitments	# of Re-dedication
1					
2					
3					
4					
5					
6					
7					
8					

Please feel free to add to your e-mail any further notes, feedback or testimonies that you would like to share! We value your input as we continue to grow this ministry together. Thank you!

Jesus Theater Stat Sheet

Please fill this out and return a photo or copy to: jesustheater@gmail.com

Jesus Theater Title	
Group/Organization	
Cast	
Director	
Director E-mail	

	Date	Location	# of Estimated Audience	# of 1 st Time Commitments	# of Re-dedication
1					
2					
3					
4					
5					
6					
7					
8					

Please feel free to add to your e-mail any further notes, feedback or testimonies that you would like to share! We value your input as we continue to grow this ministry together. Thank you!

